

SUMMARY OF APPROPRIATIONS, ALLOTMENTS, OBLIGATIONS, DISBURSEMENTS, AND BALANCES

As of June 30, 2020

Department : Department of Labor and Employment  
 Agency : Office of the Secretary  
 Operating Unit : Caraga Regional Office  
 Organization Co : 16-001-03-00016  
 Funding Source Code (as clustered) : 101101

|   |
|---|
| X |
|   |
|   |

Current Year Appropriations  
 Supplemental Appropriations  
 Continuing Appropriations

| Particulars                               | UACS CODE          | Appropriations              |                     |                            | Allotments                                 |                                   |                      |                     |                              | Current Year Obligations       |                               |                      | Current Year Disbursements     |                               |                      | Balances                     |                          |   |                             |
|---|--------------------|-----------------------------|---------------------|----------------------------|--|-----------------------------------|----------------------|---------------------|------------------------------|--------------------------------|-------------------------------|----------------------|--------------------------------|-------------------------------|----------------------|------------------------------|--------------------------|---|-----------------------------|
|   |                    | Authorized<br>Appropriation | Adjustments         | Adjusted<br>Appropriations | Allotments Received                        |                                   |                      | Transfer From       | Adjusted Total<br>Allotments | 1st Quarter Ending<br>March 31 | 2nd Quarter<br>Ending June 30 | Total                | 1st Quarter<br>Ending March 31 | 2nd Quarter Ending<br>June 30 | Total                | Unreleased<br>Appropriations | Unobligated<br>Allotment | Unpaid Obligations<br>(15-20) = (23+24) |                             |
|   |                    |                             |                     |                            | Based on<br>Comprehensive<br>Release (FCR) | For<br>Additional<br>SAROs issued | Total                |                     |                              |                                |                               |                      |                                |                               |                      |                              |                          | Due &<br>Demandable                     | Not Yet Due &<br>Demandable |
| <b>I. Agency Specific Budget</b>          |                    |                             |                     |                            |  |                                   |                      |                     |                              |                                |                               |                      |                                |                               |                      |                              |                          |   |                             |
| <b>General Administration and Support</b> |                    |                             |                     |                            |  |                                   |                      |                     |                              |                                |                               |                      |                                |                               |                      |                              |                          |   |                             |
| General Management and Support            | 1 000001 0000 1000 |                             |                     |                            |  |                                   |                      |                     |                              |                                |                               |                      |                                |                               |                      |                              |                          |   |                             |
| PS  |                    | 20,216,000.00               | -                   | 20,216,000.00              | 20,216,000.00                              | -                                 | 20,216,000.00        | -                   | 20,216,000.00                | 5,055,597.19                   | 7,362,587.60                  | 12,418,184.79        | 4,884,278.25                   | 7,533,906.54                  | 12,418,184.79        | -                            | 7,797,815.21             | (0.00)                                  | -                           |
| MOOE                                      |                    | 8,600,000.00                | -                   | 8,600,000.00               | 8,600,000.00                               | -                                 | 8,600,000.00         | -                   | 8,600,000.00                 | 2,698,198.12                   | 2,710,879.21                  | 5,409,077.33         | 2,648,198.12                   | 2,760,879.21                  | 5,409,077.33         | -                            | 3,190,922.67             | -                                       | -                           |
| FE  |                    | -                           | -                   | -                          | -  | -                                 | -                    | -                   | -                            | -                              | -                             | -                    | -                              | -                             | -                    | -                            | -                        | -                                       | -                           |
| CO  |                    | -                           | -                   | -                          | -  | -                                 | -                    | -                   | -                            | -                              | -                             | -                    | -                              | -                             | -                    | -                            | -                        | -                                       | -                           |
| <b>Administration of Personnel</b>        |                    |                             |                     |                            |  |                                   |                      |                     |                              |                                |                               |                      |                                |                               |                      |                              |                          |   |                             |
| PS  | 1 000004 0000 2000 |                             |                     |                            |  |                                   |                      |                     |                              |                                |                               |                      |                                |                               |                      |                              |                          |   |                             |
| <b>Total, GAS</b>                         |                    |                             |                     |                            |  |                                   |                      |                     |                              |                                |                               |                      |                                |                               |                      |                              |                          |   |                             |
| PS  |                    | 20,216,000.00               | -                   | 20,216,000.00              | 20,216,000.00                              | -                                 | 20,216,000.00        | -                   | 20,216,000.00                | 5,055,597.19                   | 7,362,587.60                  | 12,418,184.79        | 4,884,278.25                   | 7,533,906.54                  | 12,418,184.79        | -                            | 7,797,815.21             | (0.00)                                  | -                           |
| MOOE                                      |                    | 8,600,000.00                | -                   | 8,600,000.00               | 8,600,000.00                               | -                                 | 8,600,000.00         | -                   | 8,600,000.00                 | 2,698,198.12                   | 2,710,879.21                  | 5,409,077.33         | 2,648,198.12                   | 2,760,879.21                  | 5,409,077.33         | -                            | 3,190,922.67             | -                                       | -                           |
| FE  |                    | -                           | -                   | -                          | -  | -                                 | -                    | -                   | -                            | -                              | -                             | -                    | -                              | -                             | -                    | -                            | -                        | -                                       | -                           |
| CO  |                    | -                           | -                   | -                          | -  | -                                 | -                    | -                   | -                            | -                              | -                             | -                    | -                              | -                             | -                    | -                            | -                        | -                                       | -                           |
| <b>Total, GAS</b>                         |                    | <b>28,816,000.00</b>        | <b>-</b>            | <b>28,816,000.00</b>       | <b>28,816,000.00</b>                       | <b>-</b>                          | <b>28,816,000.00</b> | <b>-</b>            | <b>28,816,000.00</b>         | <b>7,753,795.31</b>            | <b>10,073,466.81</b>          | <b>17,827,262.12</b> | <b>7,532,476.37</b>            | <b>10,294,785.75</b>          | <b>17,827,262.12</b> | <b>-</b>                     | <b>10,988,737.88</b>     | <b>(0.00)</b>                           | <b>-</b>                    |
| <b>Support to Operations</b>              |                    |                             |                     |                            |  |                                   |                      |                     |                              |                                |                               |                      |                                |                               |                      |                              |                          |   |                             |
| <b>International Labor Conference</b>     |                    |                             |                     |                            |  |                                   |                      |                     |                              |                                |                               |                      |                                |                               |                      |                              |                          |   |                             |
| PS  | 2 000001 0000 1000 |                             |                     |                            |  |                                   |                      |                     |                              |                                |                               |                      |                                |                               |                      |                              |                          |   |                             |
| MOOE                                      |                    | -                           | -                   | -                          | -  | -                                 | -                    | -                   | -                            | -                              | -                             | -                    | -                              | -                             | -                    | -                            | -                        | -                                       | -                           |
| FE  |                    | -                           | -                   | -                          | -  | -                                 | -                    | -                   | -                            | -                              | -                             | -                    | -                              | -                             | -                    | -                            | -                        | -                                       | -                           |
| CO  |                    | -                           | -                   | -                          | -  | -                                 | -                    | -                   | -                            | -                              | -                             | -                    | -                              | -                             | -                    | -                            | -                        | -                                       | -                           |
| <b>Subtotal, ILC</b>                      |                    | <b>-</b>                    | <b>-</b>            | <b>-</b>                   | <b>-</b>                                   | <b>-</b>                          | <b>-</b>             | <b>-</b>            | <b>-</b>                     | <b>-</b>                       | <b>-</b>                      | <b>-</b>             | <b>-</b>                       | <b>-</b>                      | <b>-</b>             | <b>-</b>                     | <b>-</b>                 | <b>-</b>                                | <b>-</b>                    |
| <b>Legal Services</b>                     |                    |                             |                     |                            |  |                                   |                      |                     |                              |                                |                               |                      |                                |                               |                      |                              |                          |   |                             |
| PS  | 2 000001 0000 2000 |                             |                     |                            |  |                                   |                      |                     |                              |                                |                               |                      |                                |                               |                      |                              |                          |   |                             |
| MOOE                                      |                    | -                           | -                   | -                          | -  | -                                 | -                    | -                   | -                            | -                              | -                             | -                    | -                              | -                             | -                    | -                            | -                        | -                                       | -                           |
| FE  |                    | -                           | -                   | -                          | -  | -                                 | -                    | -                   | -                            | -                              | -                             | -                    | -                              | -                             | -                    | -                            | -                        | -                                       | -                           |
| CO  |                    | -                           | -                   | -                          | -  | -                                 | -                    | -                   | -                            | -                              | -                             | -                    | -                              | -                             | -                    | -                            | -                        | -                                       | -                           |
| <b>Subtotal, LS</b>                       |                    | <b>-</b>                    | <b>-</b>            | <b>-</b>                   | <b>-</b>                                   | <b>-</b>                          | <b>-</b>             | <b>-</b>            | <b>-</b>                     | <b>-</b>                       | <b>-</b>                      | <b>-</b>             | <b>-</b>                       | <b>-</b>                      | <b>-</b>             | <b>-</b>                     | <b>-</b>                 | <b>-</b>                                | <b>-</b>                    |
| <b>Computerization Program</b>            |                    |                             |                     |                            |  |                                   |                      |                     |                              |                                |                               |                      |                                |                               |                      |                              |                          |   |                             |
| PS  | 2 000002 0000 1000 |                             |                     |                            |  |                                   |                      |                     |                              |                                |                               |                      |                                |                               |                      |                              |                          |   |                             |
| MOOE                                      |                    | -                           | -                   | -                          | -  | -                                 | -                    | -                   | -                            | -                              | -                             | -                    | -                              | -                             | -                    | -                            | -                        | -                                       | -                           |
| FE  |                    | -                           | -                   | -                          | -  | -                                 | -                    | -                   | -                            | -                              | -                             | -                    | -                              | -                             | -                    | -                            | -                        | -                                       | -                           |
| CO  |                    | -                           | 3,406,500.00        | 3,406,500.00               | -  | -                                 | -                    | 3,406,500.00        | 3,406,500.00                 | -                              | -                             | -                    | -                              | -                             | -                    | -                            | -                        | -                                       | 3,406,500.00                |
| <b>Subtotal, Computerization</b>          |                    | <b>-</b>                    | <b>3,406,500.00</b> | <b>3,406,500.00</b>        | <b>-</b>                                   | <b>-</b>                          | <b>-</b>             | <b>3,406,500.00</b> | <b>3,406,500.00</b>          | <b>-</b>                       | <b>-</b>                      | <b>-</b>             | <b>-</b>                       | <b>-</b>                      | <b>-</b>             | <b>-</b>                     | <b>-</b>                 | <b>-</b>                                | <b>3,406,500.00</b>         |
| <b>Total, Support to Operations</b>       |                    |                             |                     |                            |  |                                   |                      |                     |                              |                                |                               |                      |                                |                               |                      |                              |                          |   |                             |
| PS  |                    | -                           | -                   | -                          | -  | -                                 | -                    | -                   | -                            | -                              | -                             | -                    | -                              | -                             | -                    | -                            | -                        | -                                       | -                           |
| MOOE                                      |                    | -                           | -                   | -                          | -  | -                                 | -                    | -                   | -                            | -                              | -                             | -                    | -                              | -                             | -                    | -                            | -                        | -                                       | -                           |
| FE  |                    | -                           | -                   | -                          | -  | -                                 | -                    | -                   | -                            | -                              | -                             | -                    | -                              | -                             | -                    | -                            | -                        | -                                       | -                           |
| CO  |                    | -                           | 3,406,500.00        | 3,406,500.00               | -  | -                                 | -                    | 3,406,500.00        | 3,406,500.00                 | -                              | -                             | -                    | -                              | -                             | -                    | -                            | -                        | -                                       | 3,406,500.00                |
| <b>Total, STO</b>                         |                    | <b>-</b>                    | <b>3,406,500.00</b> | <b>3,406,500.00</b>        | <b>-</b>                                   | <b>-</b>                          | <b>-</b>             | <b>3,406,500.00</b> | <b>3,406,500.00</b>          | <b>-</b>                       | <b>-</b>                      | <b>-</b>             | <b>-</b>                       | <b>-</b>                      | <b>-</b>             | <b>-</b>                     | <b>-</b>                 | <b>-</b>                                | <b>3,406,500.00</b>         |
| <b>Operations</b>                         |                    |                             |                     |                            |  |                                   |                      |                     |                              |                                |                               |                      |                                |                               |                      |                              |                          |   |                             |

SUMMARY OF APPROPRIATIONS, ALLOTMENTS, OBLIGATIONS, DISBURSEMENTS, AND BALANCES  
As of June 30, 2020

Department : Department of Labor and Employment  
Agency : Office of the Secretary  
Operating Unit : Caraga Regional Office  
Organization Co : 16-001-03-00016  
Funding Source Code (as clustered) : 101101

|   |
|---|
| X |
|   |
|   |

Current Year Appropriations  
Supplemental Appropriations  
Continuing Appropriations

| Particulars  | UACS CODE                 | Appropriations           |             |                         | Allotments                           |                             |               |               |                           | Current Year Obligations    |                            |               | Current Year Disbursements  |                            |              | Balances                  |                       |                                      |                          |
|--|---------------------------|--------------------------|-------------|-------------------------|--------------------------------------|-----------------------------|---------------|---------------|---------------------------|-----------------------------|----------------------------|---------------|-----------------------------|----------------------------|--------------|---------------------------|-----------------------|--------------------------------------|--------------------------|
|  |                           | Authorized Appropriation | Adjustments | Adjusted Appropriations | Allotments Received                  |                             |               | Transfer From | Adjusted Total Allotments | 1st Quarter Ending March 31 | 2nd Quarter Ending June 30 | Total         | 1st Quarter Ending March 31 | 2nd Quarter Ending June 30 | Total        | Unreleased Appropriations | Unobligated Allotment | Unpaid Obligations (15-20) = (23+24) |                          |
|  |                           |                          |             |                         | Based on Comprehensive Release (FCR) | For Additional SAROs Issued | Total         |               |                           |                             |                            |               |                             |                            |              |                           |                       | Due & Demandable                     | Not Yet Due & Demandable |
| <b>OO 1: Employability of work</b>                       | <b>3 10000 0000 0000</b>  |                          |             |                         |                                      |                             |               |               |                           |                             |                            |               |                             |                            |              |                           |                       |                                      |                          |
| Promotion of Local Emp                                   | 3 101001 0000 1000        |                          |             |                         |                                      |                             |               |               |                           |                             |                            |               |                             |                            |              |                           |                       |                                      |                          |
| PS   |                           | -                        | -           | -                       | -                                    | -                           | -             | -             | -                         | -                           | -                          | -             | -                           | -                          | -            | -                         | -                     | -                                    | -                        |
| MOOE   |                           | -                        | -           | -                       | -                                    | -                           | -             | -             | -                         | -                           | -                          | -             | -                           | -                          | -            | -                         | -                     | -                                    | -                        |
| FE   |                           | -                        | -           | -                       | -                                    | -                           | -             | -             | -                         | -                           | -                          | -             | -                           | -                          | -            | -                         | -                     | -                                    | -                        |
| CO   |                           | -                        | -           | -                       | -                                    | -                           | -             | -             | -                         | -                           | -                          | -             | -                           | -                          | -            | -                         | -                     | -                                    | -                        |
| <b>Subtotal, BLE</b>                                     |                           | -                        | -           | -                       | -                                    | -                           | -             | -             | -                         | -                           | -                          | -             | -                           | -                          | -            | -                         | -                     | -                                    | -                        |
| Youth Employability                                      | 3 101001 0000 2000        |                          |             |                         |                                      |                             |               |               |                           |                             |                            |               |                             |                            |              |                           |                       |                                      |                          |
| <b>Special Program for Employment of Students (SPES)</b> |                           |                          |             |                         |                                      |                             |               |               |                           |                             |                            |               |                             |                            |              |                           |                       |                                      |                          |
| PS   |                           | -                        | -           | -                       | -                                    | -                           | -             | -             | -                         | -                           | -                          | -             | -                           | -                          | -            | -                         | -                     | -                                    | -                        |
| MOOE   |                           | 16,000,000.00            | -           | 16,000,000.00           | 16,000,000.00                        | -                           | 16,000,000.00 | -             | 16,000,000.00             | 284,244.80                  | 11,367,344.28              | 11,651,589.08 | 284,244.80                  | 4,450,686.65               | 4,734,931.45 | -                         | 4,348,410.92          | 6,916,657.63                         | -                        |
| FE   |                           | -                        | -           | -                       | -                                    | -                           | -             | -             | -                         | -                           | -                          | -             | -                           | -                          | -            | -                         | -                     | -                                    | -                        |
| CO   |                           | -                        | -           | -                       | -                                    | -                           | -             | -             | -                         | -                           | -                          | -             | -                           | -                          | -            | -                         | -                     | -                                    | -                        |
| <b>Subtotal, SPES</b>                                    |                           | 16,000,000.00            | -           | 16,000,000.00           | 16,000,000.00                        | -                           | 16,000,000.00 | -             | 16,000,000.00             | 284,244.80                  | 11,367,344.28              | 11,651,589.08 | 284,244.80                  | 4,450,686.65               | 4,734,931.45 | -                         | 4,348,410.92          | 6,916,657.63                         | -                        |
| <b>Government Internship Program (GIP)</b>               |                           |                          |             |                         |                                      |                             |               |               |                           |                             |                            |               |                             |                            |              |                           |                       |                                      |                          |
| PS   |                           | -                        | -           | -                       | -                                    | -                           | -             | -             | -                         | -                           | -                          | -             | -                           | -                          | -            | -                         | -                     | -                                    | -                        |
| MOOE   |                           | -                        | -           | -                       | -                                    | -                           | -             | -             | -                         | -                           | -                          | -             | -                           | -                          | -            | -                         | -                     | -                                    | -                        |
| FE   |                           | -                        | -           | -                       | -                                    | -                           | -             | -             | -                         | -                           | -                          | -             | -                           | -                          | -            | -                         | -                     | -                                    | -                        |
| CO   |                           | -                        | -           | -                       | -                                    | -                           | -             | -             | -                         | -                           | -                          | -             | -                           | -                          | -            | -                         | -                     | -                                    | -                        |
| <b>Subtotal, GIP</b>                                     |                           | -                        | -           | -                       | -                                    | -                           | -             | -             | -                         | -                           | -                          | -             | -                           | -                          | -            | -                         | -                     | -                                    | -                        |
| <b>JobStart Philippines Program</b>                      |                           |                          |             |                         |                                      |                             |               |               |                           |                             |                            |               |                             |                            |              |                           |                       |                                      |                          |
| PS   |                           | -                        | -           | -                       | -                                    | -                           | -             | -             | -                         | -                           | -                          | -             | -                           | -                          | -            | -                         | -                     | -                                    | -                        |
| MOOE   |                           | -                        | 387,198.76  | 387,198.76              | -                                    | -                           | -             | 387,198.76    | 387,198.76                | -                           | -                          | -             | -                           | -                          | -            | -                         | 387,198.76            | -                                    | -                        |
| FE   |                           | -                        | -           | -                       | -                                    | -                           | -             | -             | -                         | -                           | -                          | -             | -                           | -                          | -            | -                         | -                     | -                                    | -                        |
| CO   |                           | -                        | -           | -                       | -                                    | -                           | -             | -             | -                         | -                           | -                          | -             | -                           | -                          | -            | -                         | -                     | -                                    | -                        |
| <b>Subtotal, JobStart</b>                                |                           | -                        | 387,198.76  | 387,198.76              | -                                    | -                           | -             | 387,198.76    | 387,198.76                | -                           | -                          | -             | -                           | -                          | -            | -                         | 387,198.76            | -                                    | -                        |
| PS   |                           | -                        | -           | -                       | -                                    | -                           | -             | -             | -                         | -                           | -                          | -             | -                           | -                          | -            | -                         | -                     | -                                    | -                        |
| MOOE   |                           | 16,000,000.00            | 387,198.76  | 16,387,198.76           | 16,000,000.00                        | -                           | 16,000,000.00 | 387,198.76    | 16,387,198.76             | 284,244.80                  | 11,367,344.28              | 11,651,589.08 | 284,244.80                  | 4,450,686.65               | 4,734,931.45 | -                         | 4,735,609.68          | 6,916,657.63                         | -                        |
| FE   |                           | -                        | -           | -                       | -                                    | -                           | -             | -             | -                         | -                           | -                          | -             | -                           | -                          | -            | -                         | -                     | -                                    | -                        |
| CO   |                           | -                        | -           | -                       | -                                    | -                           | -             | -             | -                         | -                           | -                          | -             | -                           | -                          | -            | -                         | -                     | -                                    | -                        |
| <b>Subtotal, Youth Accountability</b>                    |                           | 16,000,000.00            | 387,198.76  | 16,387,198.76           | 16,000,000.00                        | -                           | 16,000,000.00 | 387,198.76    | 16,387,198.76             | 284,244.80                  | 11,367,344.28              | 11,651,589.08 | 284,244.80                  | 4,450,686.65               | 4,734,931.45 | -                         | 4,735,609.68          | 6,916,657.63                         | -                        |
| <b>Job Search Assistance</b>                             | <b>3 101001 0000 3000</b> |                          |             |                         |                                      |                             |               |               |                           |                             |                            |               |                             |                            |              |                           |                       |                                      |                          |
| <b>Public Employment (PES)</b>                           |                           |                          |             |                         |                                      |                             |               |               |                           |                             |                            |               |                             |                            |              |                           |                       |                                      |                          |
| PS   |                           | -                        | -           | -                       | -                                    | -                           | -             | -             | -                         | -                           | -                          | -             | -                           | -                          | -            | -                         | -                     | -                                    | -                        |
| MOOE   |                           | 584,000.00               | 540,000.00  | 1,124,000.00            | 584,000.00                           | -                           | 584,000.00    | 540,000.00    | 1,124,000.00              | 14,760.00                   | 360,251.16                 | 375,011.16    | 14,760.00                   | 360,251.16                 | 375,011.16   | -                         | 748,988.84            | -                                    | -                        |
| FE   |                           | -                        | -           | -                       | -                                    | -                           | -             | -             | -                         | -                           | -                          | -             | -                           | -                          | -            | -                         | -                     | -                                    | -                        |
| CO   |                           | -                        | -           | -                       | -                                    | -                           | -             | -             | -                         | -                           | -                          | -             | -                           | -                          | -            | -                         | -                     | -                                    | -                        |
| <b>Subtotal, PES</b>                                     |                           | 584,000.00               | 540,000.00  | 1,124,000.00            | 584,000.00                           | -                           | 584,000.00    | 540,000.00    | 1,124,000.00              | 14,760.00                   | 360,251.16                 | 375,011.16    | 14,760.00                   | 360,251.16                 | 375,011.16   | -                         | 748,988.84            | -                                    | -                        |
| <b>Labor Market Information (LMI)</b>                    |                           |                          |             |                         |                                      |                             |               |               |                           |                             |                            |               |                             |                            |              |                           |                       |                                      |                          |
| PS   |                           | -                        | -           | -                       | -                                    | -                           | -             | -             | -                         | -                           | -                          | -             | -                           | -                          | -            | -                         | -                     | -                                    | -                        |

SUMMARY OF APPROPRIATIONS, ALLOTMENTS, OBLIGATIONS, DISBURSEMENTS, AND BALANCES

As of June 30, 2020

Department : Department of Labor and Employment  
 Agency : Office of the Secretary  
 Operating Unit : Caraga Regional Office  
 Organization Co : 16-001-03-00016  
 Funding Source Code (as clustered) : 101101

|   |
|---|
| X |
|   |
|   |

Current Year Appropriations  
 Supplemental Appropriations  
 Continuing Appropriations

| Particulars                                       | UACS CODE          | Appropriations           |              |                         | Allotments                           |                             |               |               |                           | Current Year Obligations    |                            |               | Current Year Disbursements  |                            |              | Balances                  |                       |                                      |                          |
|---|--------------------|--------------------------|--------------|-------------------------|--------------------------------------|-----------------------------|---------------|---------------|---------------------------|-----------------------------|----------------------------|---------------|-----------------------------|----------------------------|--------------|---------------------------|-----------------------|--------------------------------------|--------------------------|
|   |                    | Authorized Appropriation | Adjustments  | Adjusted Appropriations | Allotments Received                  |                             |               | Transfer From | Adjusted Total Allotments | 1st Quarter Ending March 31 | 2nd Quarter Ending June 30 | Total         | 1st Quarter Ending March 31 | 2nd Quarter Ending June 30 | Total        | Unreleased Appropriations | Unobligated Allotment | Unpaid Obligations (15-20) = (23+24) |                          |
|   |                    |                          |              |                         | Based on Comprehensive Release (FCR) | For Additional SAROs Issued | Total         |               |                           |                             |                            |               |                             |                            |              |                           |                       | Due & Demandable                     | Not Yet Due & Demandable |
| MOOE  |                    | -                        | -            | -                       | -                                    | -                           | -             | -             | -                         | -                           | -                          | -             | -                           | -                          | -            | -                         | -                     | -                                    | -                        |
| FE  |                    | -                        | -            | -                       | -                                    | -                           | -             | -             | -                         | -                           | -                          | -             | -                           | -                          | -            | -                         | -                     | -                                    | -                        |
| CO  |                    | -                        | -            | -                       | -                                    | -                           | -             | -             | -                         | -                           | -                          | -             | -                           | -                          | -            | -                         | -                     | -                                    | -                        |
| <b>Subtotal, LMI</b>                              |                    | -                        | -            | -                       | -                                    | -                           | -             | -             | -                         | -                           | -                          | -             | -                           | -                          | -            | -                         | -                     | -                                    | -                        |
| <b>Career Guidance Employment Coaching (CGEC)</b> |                    |                          |              |                         |                                      |                             |               |               |                           |                             |                            |               |                             |                            |              |                           |                       |                                      |                          |
| PS  |                    | -                        | -            | -                       | -                                    | -                           | -             | -             | -                         | -                           | -                          | -             | -                           | -                          | -            | -                         | -                     | -                                    | -                        |
| MOOE  |                    | -                        | -            | -                       | -                                    | -                           | -             | -             | -                         | -                           | -                          | -             | -                           | -                          | -            | -                         | -                     | -                                    | -                        |
| FE  |                    | -                        | -            | -                       | -                                    | -                           | -             | -             | -                         | -                           | -                          | -             | -                           | -                          | -            | -                         | -                     | -                                    | -                        |
| CO  |                    | -                        | -            | -                       | -                                    | -                           | -             | -             | -                         | -                           | -                          | -             | -                           | -                          | -            | -                         | -                     | -                                    | -                        |
| <b>Subtotal, CGEC</b>                             |                    | -                        | -            | -                       | -                                    | -                           | -             | -             | -                         | -                           | -                          | -             | -                           | -                          | -            | -                         | -                     | -                                    | -                        |
| <b>Job Fairs</b>                                  |                    |                          |              |                         |                                      |                             |               |               |                           |                             |                            |               |                             |                            |              |                           |                       |                                      |                          |
| PS  |                    | -                        | -            | -                       | -                                    | -                           | -             | -             | -                         | -                           | -                          | -             | -                           | -                          | -            | -                         | -                     | -                                    | -                        |
| MOOE  |                    | -                        | -            | -                       | -                                    | -                           | -             | -             | -                         | -                           | -                          | -             | -                           | -                          | -            | -                         | -                     | -                                    | -                        |
| FE  |                    | -                        | -            | -                       | -                                    | -                           | -             | -             | -                         | -                           | -                          | -             | -                           | -                          | -            | -                         | -                     | -                                    | -                        |
| CO  |                    | -                        | -            | -                       | -                                    | -                           | -             | -             | -                         | -                           | -                          | -             | -                           | -                          | -            | -                         | -                     | -                                    | -                        |
| <b>Subtotal, Job Fairs</b>                        |                    | -                        | -            | -                       | -                                    | -                           | -             | -             | -                         | -                           | -                          | -             | -                           | -                          | -            | -                         | -                     | -                                    | -                        |
| <b>PhilJobNet</b>                                 |                    |                          |              |                         |                                      |                             |               |               |                           |                             |                            |               |                             |                            |              |                           |                       |                                      |                          |
| PS  |                    | -                        | -            | -                       | -                                    | -                           | -             | -             | -                         | -                           | -                          | -             | -                           | -                          | -            | -                         | -                     | -                                    | -                        |
| MOOE  |                    | -                        | -            | -                       | -                                    | -                           | -             | -             | -                         | -                           | -                          | -             | -                           | -                          | -            | -                         | -                     | -                                    | -                        |
| FE  |                    | -                        | -            | -                       | -                                    | -                           | -             | -             | -                         | -                           | -                          | -             | -                           | -                          | -            | -                         | -                     | -                                    | -                        |
| CO  |                    | -                        | -            | -                       | -                                    | -                           | -             | -             | -                         | -                           | -                          | -             | -                           | -                          | -            | -                         | -                     | -                                    | -                        |
| <b>Subtotal, PhilJobNet</b>                       |                    | -                        | -            | -                       | -                                    | -                           | -             | -             | -                         | -                           | -                          | -             | -                           | -                          | -            | -                         | -                     | -                                    | -                        |
| PS  |                    | -                        | -            | -                       | -                                    | -                           | -             | -             | -                         | -                           | -                          | -             | -                           | -                          | -            | -                         | -                     | -                                    | -                        |
| MOOE  |                    | 584,000.00               | 540,000.00   | 1,124,000.00            | 584,000.00                           | -                           | 584,000.00    | 540,000.00    | 1,124,000.00              | 14,760.00                   | 360,251.16                 | 375,011.16    | 14,760.00                   | 360,251.16                 | 375,011.16   | -                         | 748,988.84            | -                                    | -                        |
| FE  |                    | -                        | -            | -                       | -                                    | -                           | -             | -             | -                         | -                           | -                          | -             | -                           | -                          | -            | -                         | -                     | -                                    | -                        |
| CO  |                    | -                        | -            | -                       | -                                    | -                           | -             | -             | -                         | -                           | -                          | -             | -                           | -                          | -            | -                         | -                     | -                                    | -                        |
| <b>Subtotal, Job Search Assistance</b>            |                    | 584,000.00               | 540,000.00   | 1,124,000.00            | 584,000.00                           | -                           | 584,000.00    | 540,000.00    | 1,124,000.00              | 14,760.00                   | 360,251.16                 | 375,011.16    | 14,760.00                   | 360,251.16                 | 375,011.16   | -                         | 748,988.84            | -                                    | -                        |
| <b>National Skills Registry</b>                   | 3 101002 0000 1000 |                          |              |                         |                                      |                             |               |               |                           |                             |                            |               |                             |                            |              |                           |                       |                                      |                          |
| PS  |                    | -                        | -            | -                       | -                                    | -                           | -             | -             | -                         | -                           | -                          | -             | -                           | -                          | -            | -                         | -                     | -                                    | -                        |
| MOOE  |                    | -                        | 711,410.93   | 711,410.93              | -                                    | -                           | -             | 711,410.93    | 711,410.93                | -                           | 139,744.70                 | 139,744.70    | -                           | 139,744.70                 | 139,744.70   | -                         | 571,666.23            | -                                    | -                        |
| FE  |                    | -                        | -            | -                       | -                                    | -                           | -             | -             | -                         | -                           | -                          | -             | -                           | -                          | -            | -                         | -                     | -                                    | -                        |
| CO  |                    | -                        | -            | -                       | -                                    | -                           | -             | -             | -                         | -                           | -                          | -             | -                           | -                          | -            | -                         | -                     | -                                    | -                        |
| <b>Subtotal, NSRS</b>                             |                    | -                        | 711,410.93   | 711,410.93              | -                                    | -                           | -             | 711,410.93    | 711,410.93                | -                           | 139,744.70                 | 139,744.70    | -                           | 139,744.70                 | 139,744.70   | -                         | 571,666.23            | -                                    | -                        |
| <b>Total, Organizational Outcome 1</b>            |                    |                          |              |                         |                                      |                             |               |               |                           |                             |                            |               |                             |                            |              |                           |                       |                                      |                          |
| PS  |                    | -                        | -            | -                       | -                                    | -                           | -             | -             | -                         | -                           | -                          | -             | -                           | -                          | -            | -                         | -                     | -                                    | -                        |
| MOOE  |                    | 16,584,000.00            | 1,638,609.69 | 18,222,609.69           | 16,584,000.00                        | -                           | 16,584,000.00 | 1,638,609.69  | 18,222,609.69             | 299,004.80                  | 11,867,340.14              | 12,166,344.94 | 299,004.80                  | 4,950,682.51               | 5,249,687.31 | -                         | 6,056,264.75          | 6,916,657.63                         | -                        |
| FE  |                    | -                        | -            | -                       | -                                    | -                           | -             | -             | -                         | -                           | -                          | -             | -                           | -                          | -            | -                         | -                     | -                                    | -                        |
| CO  |                    | -                        | -            | -                       | -                                    | -                           | -             | -             | -                         | -                           | -                          | -             | -                           | -                          | -            | -                         | -                     | -                                    | -                        |
| <b>Total, OO1</b>                                 |                    | 16,584,000.00            | 1,638,609.69 | 18,222,609.69           | 16,584,000.00                        | -                           | 16,584,000.00 | 1,638,609.69  | 18,222,609.69             | 299,004.80                  | 11,867,340.14              | 12,166,344.94 | 299,004.80                  | 4,950,682.51               | 5,249,687.31 | -                         | 6,056,264.75          | 6,916,657.63                         | -                        |
| <b>OO 2: Protection of workers</b>                | 3 200000 0000 0000 |                          |              |                         |                                      |                             |               |               |                           |                             |                            |               |                             |                            |              |                           |                       |                                      |                          |
| <b>Promotion of Good Labor-M</b>                  | 3 201001 0000 1000 |                          |              |                         |                                      |                             |               |               |                           |                             |                            |               |                             |                            |              |                           |                       |                                      |                          |
| PS  |                    | -                        | -            | -                       | -                                    | -                           | -             | -             | -                         | -                           | -                          | -             | -                           | -                          | -            | -                         | -                     | -                                    | -                        |
| MOOE  |                    | -                        | -            | -                       | -                                    | -                           | -             | -             | -                         | -                           | -                          | -             | -                           | -                          | -            | -                         | -                     | -                                    | -                        |

SUMMARY OF APPROPRIATIONS, ALLOTMENTS, OBLIGATIONS, DISBURSEMENTS, AND BALANCES  
As of June 30, 2020

Department : Department of Labor and Employment  
Agency : Office of the Secretary  
Operating Unit : Caraga Regional Office  
Organization Co : 16-001-03-00016  
Funding Source Code (as clustered) : 101101

|   |
|---|
| X |
|   |
|   |

Current Year Appropriations  
Supplemental Appropriations  
Continuing Appropriations

| Particulars  | UACS CODE                 | Appropriations              |             |                            | Allotments                                 |                                   |              |               |                              | Current Year Obligations       |                               |              | Current Year Disbursements     |                               |              | Balances                     |                          |   |                             |
|--|---------------------------|-----------------------------|-------------|----------------------------|--|-----------------------------------|--------------|---------------|------------------------------|--------------------------------|-------------------------------|--------------|--------------------------------|-------------------------------|--------------|------------------------------|--------------------------|---|-----------------------------|
|  |                           | Authorized<br>Appropriation | Adjustments | Adjusted<br>Appropriations | Allotments Received                        |                                   |              | Transfer From | Adjusted Total<br>Allotments | 1st Quarter Ending<br>March 31 | 2nd Quarter<br>Ending June 30 | Total        | 1st Quarter<br>Ending March 31 | 2nd Quarter Ending<br>June 30 | Total        | Unreleased<br>Appropriations | Unobligated<br>Allotment | Unpaid Obligations<br>(15-20) = (23+24) |                             |
|  |                           |                             |             |                            | Based on<br>Comprehensive<br>Release (FCR) | For<br>Additional<br>SAROs issued | Total        |               |                              |                                |                               |              |                                |                               |              |                              |                          | Due &<br>Demandable                     | Not Yet Due &<br>Demandable |
| FE   |                           | -                           | -           | -                          | -  | -                                 | -            | -             | -                            | -                              | -                             | -            | -                              | -                             | -            | -                            | -                        | -                                       | -                           |
| CO   |                           | -                           | -           | -                          | -  | -                                 | -            | -             | -                            | -                              | -                             | -            | -                              | -                             | -            | -                            | -                        | -                                       | -                           |
| Subtotal, GLMR   |                           | -                           | -           | -                          | -  | -                                 | -            | -             | -                            | -                              | -                             | -            | -                              | -                             | -            | -                            | -                        | -                                       | -                           |
| <b>Promotion of Rights at Work</b>                       | <b>3 201001 0000 2000</b> |                             |             |                            |  |                                   |              |               |                              |                                |                               |              |                                |                               |              |                              |                          |   |                             |
| PS   |                           | -                           | -           | -                          | -  | -                                 | -            | -             | -                            | -                              | -                             | -            | -                              | -                             | -            | -                            | -                        | -                                       | -                           |
| MOOE   |                           | -                           | -           | -                          | -  | -                                 | -            | -             | -                            | -                              | -                             | -            | -                              | -                             | -            | -                            | -                        | -                                       | -                           |
| FE   |                           | -                           | -           | -                          | -  | -                                 | -            | -             | -                            | -                              | -                             | -            | -                              | -                             | -            | -                            | -                        | -                                       | -                           |
| CO   |                           | -                           | -           | -                          | -  | -                                 | -            | -             | -                            | -                              | -                             | -            | -                              | -                             | -            | -                            | -                        | -                                       | -                           |
| Subtotal, RWLS   |                           | -                           | -           | -                          | -  | -                                 | -            | -             | -                            | -                              | -                             | -            | -                              | -                             | -            | -                            | -                        | -                                       | -                           |
| <b>Tripartism and Social Dialog</b>                      | <b>3 201001 0000 3000</b> |                             |             |                            |  |                                   |              |               |                              |                                |                               |              |                                |                               |              |                              |                          |   |                             |
| PS   |                           | -                           | -           | -                          | -  | -                                 | -            | -             | -                            | -                              | -                             | -            | -                              | -                             | -            | -                            | -                        | -                                       | -                           |
| MOOE   |                           | -                           | 105,500.00  | 105,500.00                 | -  | -                                 | -            | 105,500.00    | 105,500.00                   | -                              | 5,175.00                      | 5,175.00     | -                              | 5,175.00                      | 5,175.00     | -                            | 100,325.00               | -                                       | -                           |
| FE   |                           | -                           | -           | -                          | -  | -                                 | -            | -             | -                            | -                              | -                             | -            | -                              | -                             | -            | -                            | -                        | -                                       | -                           |
| CO   |                           | -                           | -           | -                          | -  | -                                 | -            | -             | -                            | -                              | -                             | -            | -                              | -                             | -            | -                            | -                        | -                                       | -                           |
| Subtotal,TSD   |                           | -                           | 105,500.00  | 105,500.00                 | -  | -                                 | -            | 105,500.00    | 105,500.00                   | -                              | 5,175.00                      | 5,175.00     | -                              | 5,175.00                      | 5,175.00     | -                            | 100,325.00               | -                                       | -                           |
| <b>Workers Organizations Dev</b>                         | <b>3 201001 0000 4000</b> |                             |             |                            |  |                                   |              |               |                              |                                |                               |              |                                |                               |              |                              |                          |   |                             |
| <b>Registration</b>                                      |                           |                             |             |                            |  |                                   |              |               |                              |                                |                               |              |                                |                               |              |                              |                          |   |                             |
| PS   |                           | -                           | -           | -                          | -  | -                                 | -            | -             | -                            | -                              | -                             | -            | -                              | -                             | -            | -                            | -                        | -                                       | -                           |
| MOOE   |                           | -                           | -           | -                          | -  | -                                 | -            | -             | -                            | -                              | -                             | -            | -                              | -                             | -            | -                            | -                        | -                                       | -                           |
| FE   |                           | -                           | -           | -                          | -  | -                                 | -            | -             | -                            | -                              | -                             | -            | -                              | -                             | -            | -                            | -                        | -                                       | -                           |
| CO   |                           | -                           | -           | -                          | -  | -                                 | -            | -             | -                            | -                              | -                             | -            | -                              | -                             | -            | -                            | -                        | -                                       | -                           |
| Subtotal, Registration                                   |                           | -                           | -           | -                          | -  | -                                 | -            | -             | -                            | -                              | -                             | -            | -                              | -                             | -            | -                            | -                        | -                                       | -                           |
| <b>Workers Organizations Development programs (WODP)</b> |                           |                             |             |                            |  |                                   |              |               |                              |                                |                               |              |                                |                               |              |                              |                          |   |                             |
| PS   |                           | -                           | -           | -                          | -  | -                                 | -            | -             | -                            | -                              | -                             | -            | -                              | -                             | -            | -                            | -                        | -                                       | -                           |
| MOOE   |                           | 327,000.00                  | -           | 327,000.00                 | 327,000.00                                 | -                                 | 327,000.00   | -             | 327,000.00                   | 28,543.48                      | 112,111.89                    | 140,655.37   | 28,543.48                      | 112,111.89                    | 140,655.37   | -                            | 186,344.63               | -                                       | -                           |
| FE   |                           | -                           | -           | -                          | -  | -                                 | -            | -             | -                            | -                              | -                             | -            | -                              | -                             | -            | -                            | -                        | -                                       | -                           |
| CO   |                           | -                           | -           | -                          | -  | -                                 | -            | -             | -                            | -                              | -                             | -            | -                              | -                             | -            | -                            | -                        | -                                       | -                           |
| Subtotal, WODP   |                           | 327,000.00                  | -           | 327,000.00                 | 327,000.00                                 | -                                 | 327,000.00   | -             | 327,000.00                   | 28,543.48                      | 112,111.89                    | 140,655.37   | 28,543.48                      | 112,111.89                    | 140,655.37   | -                            | 186,344.63               | -                                       | -                           |
| <b>Labor and Employment Education Services (LEES)</b>    |                           |                             |             |                            |  |                                   |              |               |                              |                                |                               |              |                                |                               |              |                              |                          |   |                             |
| PS   |                           | -                           | -           | -                          | -  | -                                 | -            | -             | -                            | -                              | -                             | -            | -                              | -                             | -            | -                            | -                        | -                                       | -                           |
| MOOE   |                           | -                           | -           | -                          | -  | -                                 | -            | -             | -                            | -                              | -                             | -            | -                              | -                             | -            | -                            | -                        | -                                       | -                           |
| FE   |                           | -                           | -           | -                          | -  | -                                 | -            | -             | -                            | -                              | -                             | -            | -                              | -                             | -            | -                            | -                        | -                                       | -                           |
| CO   |                           | -                           | -           | -                          | -  | -                                 | -            | -             | -                            | -                              | -                             | -            | -                              | -                             | -            | -                            | -                        | -                                       | -                           |
| Subtotal, LEES   |                           | -                           | -           | -                          | -  | -                                 | -            | -             | -                            | -                              | -                             | -            | -                              | -                             | -            | -                            | -                        | -                                       | -                           |
| PS   |                           | -                           | -           | -                          | -  | -                                 | -            | -             | -                            | -                              | -                             | -            | -                              | -                             | -            | -                            | -                        | -                                       | -                           |
| MOOE   |                           | 327,000.00                  | -           | 327,000.00                 | 327,000.00                                 | -                                 | 327,000.00   | -             | 327,000.00                   | 28,543.48                      | 112,111.89                    | 140,655.37   | 28,543.48                      | 112,111.89                    | 140,655.37   | -                            | 186,344.63               | -                                       | -                           |
| FE   |                           | -                           | -           | -                          | -  | -                                 | -            | -             | -                            | -                              | -                             | -            | -                              | -                             | -            | -                            | -                        | -                                       | -                           |
| CO   |                           | -                           | -           | -                          | -  | -                                 | -            | -             | -                            | -                              | -                             | -            | -                              | -                             | -            | -                            | -                        | -                                       | -                           |
| Subtotal, WODE- MOOE                                     |                           | 327,000.00                  | -           | 327,000.00                 | 327,000.00                                 | -                                 | 327,000.00   | -             | 327,000.00                   | 28,543.48                      | 112,111.89                    | 140,655.37   | 28,543.48                      | 112,111.89                    | 140,655.37   | -                            | 186,344.63               | -                                       | -                           |
| <b>Labor Laws Compliance</b>                             | <b>3 201001 0000 5000</b> |                             |             |                            |  |                                   |              |               |                              |                                |                               |              |                                |                               |              |                              |                          |   |                             |
| <b>Labor Laws Compliance System (LLCS)</b>               |                           |                             |             |                            |  |                                   |              |               |                              |                                |                               |              |                                |                               |              |                              |                          |   |                             |
| PS   |                           | 3,525,000.00                | -           | 3,525,000.00               | 3,525,000.00                               | -                                 | 3,525,000.00 | -             | 3,525,000.00                 | 722,683.07                     | 981,901.87                    | 1,704,584.94 | 717,478.21                     | 981,901.87                    | 1,699,380.08 | -                            | 1,820,415.06             | 5,204.86                                | -                           |

SUMMARY OF APPROPRIATIONS, ALLOTMENTS, OBLIGATIONS, DISBURSEMENTS, AND BALANCES  
As of June 30, 2020

Department : Department of Labor and Employment  
Agency : Office of the Secretary  
Operating Unit : Caraga Regional Office  
Organization Co : 16-001-03-00016  
Funding Source Code (as clustered) : 101101

|   |
|---|
| X |
|   |
|   |

Current Year Appropriations  
Supplemental Appropriations  
Continuing Appropriations

| Particulars                                     | UACS CODE                 | Appropriations              |                   |                            | Allotments                                 |                                   |                     |                   |                              | Current Year Obligations       |                               |                     | Current Year Disbursements     |                               |                     | Balances                     |                          |   |                             |
|---|---------------------------|-----------------------------|-------------------|----------------------------|--|-----------------------------------|---------------------|-------------------|------------------------------|--------------------------------|-------------------------------|---------------------|--------------------------------|-------------------------------|---------------------|------------------------------|--------------------------|---|-----------------------------|
|   |                           | Authorized<br>Appropriation | Adjustments       | Adjusted<br>Appropriations | Allotments Received                        |                                   |                     | Transfer From     | Adjusted Total<br>Allotments | 1st Quarter Ending<br>March 31 | 2nd Quarter<br>Ending June 30 | Total               | 1st Quarter<br>Ending March 31 | 2nd Quarter Ending<br>June 30 | Total               | Unreleased<br>Appropriations | Unobligated<br>Allotment | Unpaid Obligations<br>(15-20) = (23+24) |                             |
|   |                           |                             |                   |                            | Based on<br>Comprehensive<br>Release (FCR) | For<br>Additional<br>SAROs Issued | Total               |                   |                              |                                |                               |                     |                                |                               |                     |                              |                          | Due &<br>Demandable                     | Not Yet Due &<br>Demandable |
| MOOE  |                           | 3,557,000.00                | -                 | 3,557,000.00               | 3,557,000.00                               | -                                 | 3,557,000.00        | -                 | 3,557,000.00                 | 596,268.79                     | 1,349,522.55                  | 1,945,791.34        | 546,268.79                     | 1,349,522.55                  | 1,895,791.34        | -                            | 1,611,208.66             | 50,000.00                               | -                           |
| FE  |                           | -                           | -                 | -                          | -  | -                                 | -                   | -                 | -                            | -                              | -                             | -                   | -                              | -                             | -                   | -                            | -                        | -                                       | -                           |
| CO  |                           | -                           | -                 | -                          | -  | -                                 | -                   | -                 | -                            | -                              | -                             | -                   | -                              | -                             | -                   | -                            | -                        | -                                       | -                           |
| <b>Subtotal, LLCS</b>                           |                           | <b>7,082,000.00</b>         | <b>-</b>          | <b>7,082,000.00</b>        | <b>7,082,000.00</b>                        | <b>-</b>                          | <b>7,082,000.00</b> | <b>-</b>          | <b>7,082,000.00</b>          | <b>1,318,951.86</b>            | <b>2,331,424.42</b>           | <b>3,650,376.28</b> | <b>1,263,747.00</b>            | <b>2,331,424.42</b>           | <b>3,595,171.42</b> | <b>-</b>                     | <b>3,431,623.72</b>      | <b>55,204.86</b>                        | <b>-</b>                    |
| <b>Accreditation of OSH Personnel</b>           |                           |                             |                   |                            |  |                                   |                     |                   |                              |                                |                               |                     |                                |                               |                     |                              |                          |   |                             |
| PS  |                           | -                           | -                 | -                          | -  | -                                 | -                   | -                 | -                            | -                              | -                             | -                   | -                              | -                             | -                   | -                            | -                        | -                                       | -                           |
| MOOE  |                           | -                           | -                 | -                          | -  | -                                 | -                   | -                 | -                            | -                              | -                             | -                   | -                              | -                             | -                   | -                            | -                        | -                                       | -                           |
| FE  |                           | -                           | -                 | -                          | -  | -                                 | -                   | -                 | -                            | -                              | -                             | -                   | -                              | -                             | -                   | -                            | -                        | -                                       | -                           |
| CO  |                           | -                           | -                 | -                          | -  | -                                 | -                   | -                 | -                            | -                              | -                             | -                   | -                              | -                             | -                   | -                            | -                        | -                                       | -                           |
| <b>Subtotal, Accreditation of OSH Personnel</b> |                           | <b>-</b>                    | <b>-</b>          | <b>-</b>                   | <b>-</b>                                   | <b>-</b>                          | <b>-</b>            | <b>-</b>          | <b>-</b>                     | <b>-</b>                       | <b>-</b>                      | <b>-</b>            | <b>-</b>                       | <b>-</b>                      | <b>-</b>            | <b>-</b>                     | <b>-</b>                 | <b>-</b>                                | <b>-</b>                    |
| PS  |                           | 3,525,000.00                | -                 | 3,525,000.00               | 3,525,000.00                               | -                                 | 3,525,000.00        | -                 | 3,525,000.00                 | 722,683.07                     | 981,901.87                    | 1,704,584.94        | 717,478.21                     | 981,901.87                    | 1,699,380.08        | -                            | 1,820,415.06             | 5,204.86                                | -                           |
| MOOE  |                           | 3,557,000.00                | -                 | 3,557,000.00               | 3,557,000.00                               | -                                 | 3,557,000.00        | -                 | 3,557,000.00                 | 596,268.79                     | 1,349,522.55                  | 1,945,791.34        | 546,268.79                     | 1,349,522.55                  | 1,895,791.34        | -                            | 1,611,208.66             | 50,000.00                               | -                           |
| FE  |                           | -                           | -                 | -                          | -  | -                                 | -                   | -                 | -                            | -                              | -                             | -                   | -                              | -                             | -                   | -                            | -                        | -                                       | -                           |
| CO  |                           | -                           | -                 | -                          | -  | -                                 | -                   | -                 | -                            | -                              | -                             | -                   | -                              | -                             | -                   | -                            | -                        | -                                       | -                           |
| <b>Subtotal, LLC</b>                            |                           | <b>7,082,000.00</b>         | <b>-</b>          | <b>7,082,000.00</b>        | <b>7,082,000.00</b>                        | <b>-</b>                          | <b>7,082,000.00</b> | <b>-</b>          | <b>7,082,000.00</b>          | <b>1,318,951.86</b>            | <b>2,331,424.42</b>           | <b>3,650,376.28</b> | <b>1,263,747.00</b>            | <b>2,331,424.42</b>           | <b>3,595,171.42</b> | <b>-</b>                     | <b>3,431,623.72</b>      | <b>55,204.86</b>                        | <b>-</b>                    |
| <b>Case Management</b>                          | <b>3 201001 0000 6000</b> |                             |                   |                            |  |                                   |                     |                   |                              |                                |                               |                     |                                |                               |                     |                              |                          |   |                             |
| <b>Conciliation-Mediation</b>                   |                           |                             |                   |                            |  |                                   |                     |                   |                              |                                |                               |                     |                                |                               |                     |                              |                          |   |                             |
| PS  |                           | -                           | -                 | -                          | -  | -                                 | -                   | -                 | -                            | -                              | -                             | -                   | -                              | -                             | -                   | -                            | -                        | -                                       | -                           |
| MOOE  |                           | 722,000.00                  | -                 | 722,000.00                 | 722,000.00                                 | -                                 | 722,000.00          | -                 | 722,000.00                   | 65,460.13                      | 132,640.00                    | 198,100.13          | 65,460.13                      | 132,640.00                    | 198,100.13          | -                            | 523,899.87               | -                                       | -                           |
| FE  |                           | -                           | -                 | -                          | -  | -                                 | -                   | -                 | -                            | -                              | -                             | -                   | -                              | -                             | -                   | -                            | -                        | -                                       | -                           |
| CO  |                           | -                           | -                 | -                          | -  | -                                 | -                   | -                 | -                            | -                              | -                             | -                   | -                              | -                             | -                   | -                            | -                        | -                                       | -                           |
| <b>Subtotal, Conciliation-Mediation</b>         |                           | <b>722,000.00</b>           | <b>-</b>          | <b>722,000.00</b>          | <b>722,000.00</b>                          | <b>-</b>                          | <b>722,000.00</b>   | <b>-</b>          | <b>722,000.00</b>            | <b>65,460.13</b>               | <b>132,640.00</b>             | <b>198,100.13</b>   | <b>65,460.13</b>               | <b>132,640.00</b>             | <b>198,100.13</b>   | <b>-</b>                     | <b>523,899.87</b>        | <b>-</b>                                | <b>-</b>                    |
| <b>Adjudication of Labor Cases</b>              |                           |                             |                   |                            |  |                                   |                     |                   |                              |                                |                               |                     |                                |                               |                     |                              |                          |   |                             |
| PS  |                           | -                           | -                 | -                          | -  | -                                 | -                   | -                 | -                            | -                              | -                             | -                   | -                              | -                             | -                   | -                            | -                        | -                                       | -                           |
| MOOE  |                           | -                           | -                 | -                          | -  | -                                 | -                   | -                 | -                            | -                              | -                             | -                   | -                              | -                             | -                   | -                            | -                        | -                                       | -                           |
| FE  |                           | -                           | -                 | -                          | -  | -                                 | -                   | -                 | -                            | -                              | -                             | -                   | -                              | -                             | -                   | -                            | -                        | -                                       | -                           |
| CO  |                           | -                           | -                 | -                          | -  | -                                 | -                   | -                 | -                            | -                              | -                             | -                   | -                              | -                             | -                   | -                            | -                        | -                                       | -                           |
| <b>Subtotal, Adjudication of Labor Cases</b>    |                           | <b>-</b>                    | <b>-</b>          | <b>-</b>                   | <b>-</b>                                   | <b>-</b>                          | <b>-</b>            | <b>-</b>          | <b>-</b>                     | <b>-</b>                       | <b>-</b>                      | <b>-</b>            | <b>-</b>                       | <b>-</b>                      | <b>-</b>            | <b>-</b>                     | <b>-</b>                 | <b>-</b>                                | <b>-</b>                    |
| PS  |                           | -                           | -                 | -                          | -  | -                                 | -                   | -                 | -                            | -                              | -                             | -                   | -                              | -                             | -                   | -                            | -                        | -                                       | -                           |
| MOOE  |                           | 722,000.00                  | -                 | 722,000.00                 | 722,000.00                                 | -                                 | 722,000.00          | -                 | 722,000.00                   | 65,460.13                      | 132,640.00                    | 198,100.13          | 65,460.13                      | 132,640.00                    | 198,100.13          | -                            | 523,899.87               | -                                       | -                           |
| FE  |                           | -                           | -                 | -                          | -  | -                                 | -                   | -                 | -                            | -                              | -                             | -                   | -                              | -                             | -                   | -                            | -                        | -                                       | -                           |
| CO  |                           | -                           | -                 | -                          | -  | -                                 | -                   | -                 | -                            | -                              | -                             | -                   | -                              | -                             | -                   | -                            | -                        | -                                       | -                           |
| <b>Subtotal, Case Management</b>                |                           | <b>722,000.00</b>           | <b>-</b>          | <b>722,000.00</b>          | <b>722,000.00</b>                          | <b>-</b>                          | <b>722,000.00</b>   | <b>-</b>          | <b>722,000.00</b>            | <b>65,460.13</b>               | <b>132,640.00</b>             | <b>198,100.13</b>   | <b>65,460.13</b>               | <b>132,640.00</b>             | <b>198,100.13</b>   | <b>-</b>                     | <b>523,899.87</b>        | <b>-</b>                                | <b>-</b>                    |
| <b>Total, Organizational Outcome 2</b>          |                           |                             |                   |                            |  |                                   |                     |                   |                              |                                |                               |                     |                                |                               |                     |                              |                          |   |                             |
| PS  |                           | 3,525,000.00                | -                 | 3,525,000.00               | 3,525,000.00                               | -                                 | 3,525,000.00        | -                 | 3,525,000.00                 | 722,683.07                     | 981,901.87                    | 1,704,584.94        | 717,478.21                     | 981,901.87                    | 1,699,380.08        | -                            | 1,820,415.06             | 5,204.86                                | -                           |
| MOOE  |                           | 4,606,000.00                | 105,500.00        | 4,711,500.00               | 4,606,000.00                               | -                                 | 4,606,000.00        | 105,500.00        | 4,711,500.00                 | 690,272.40                     | 1,599,449.44                  | 2,289,721.84        | 640,272.40                     | 1,599,449.44                  | 2,239,721.84        | -                            | 2,421,778.16             | 50,000.00                               | -                           |
| FE  |                           | -                           | -                 | -                          | -  | -                                 | -                   | -                 | -                            | -                              | -                             | -                   | -                              | -                             | -                   | -                            | -                        | -                                       | -                           |
| CO  |                           | -                           | -                 | -                          | -  | -                                 | -                   | -                 | -                            | -                              | -                             | -                   | -                              | -                             | -                   | -                            | -                        | -                                       | -                           |
| <b>Total, OO2</b>                               |                           | <b>8,131,000.00</b>         | <b>105,500.00</b> | <b>8,236,500.00</b>        | <b>8,131,000.00</b>                        | <b>-</b>                          | <b>8,131,000.00</b> | <b>105,500.00</b> | <b>8,236,500.00</b>          | <b>1,412,955.47</b>            | <b>2,581,351.31</b>           | <b>3,994,306.78</b> | <b>1,357,750.61</b>            | <b>2,581,351.31</b>           | <b>3,939,101.92</b> | <b>-</b>                     | <b>4,242,193.22</b>      | <b>55,204.86</b>                        | <b>-</b>                    |
| <b>OO 3: Social protection for</b>              | <b>3 300000 0000 0000</b> |                             |                   |                            |  |                                   |                     |                   |                              |                                |                               |                     |                                |                               |                     |                              |                          |   |                             |
| <b>Promotion of Rights and We</b>               | <b>3 301001 0000 1000</b> |                             |                   |                            |  |                                   |                     |                   |                              |                                |                               |                     |                                |                               |                     |                              |                          |   |                             |

SUMMARY OF APPROPRIATIONS, ALLOTMENTS, OBLIGATIONS, DISBURSEMENTS, AND BALANCES  
As of June 30, 2020

Department : Department of Labor and Employment  
Agency : Office of the Secretary  
Operating Unit : Caraga Regional Office  
Organization Co : 16-001-03-00016  
Funding Source Code (as clustered) : 101101

|   |
|---|
| X |
|   |
|   |

Current Year Appropriations  
Supplemental Appropriations  
Continuing Appropriations

| Particulars   | UACS CODE          | Appropriations              |               |                            | Allotments                                 |                        |               |               |                              | Current Year Obligations       |                               |               | Current Year Disbursements     |                               |              | Balances                     |                          |   |                             |
|---|--------------------|-----------------------------|---------------|----------------------------|--|------------------------|---------------|---------------|------------------------------|--------------------------------|-------------------------------|---------------|--------------------------------|-------------------------------|--------------|------------------------------|--------------------------|---|-----------------------------|
|   |                    | Authorized<br>Appropriation | Adjustments   | Adjusted<br>Appropriations | Allotments Received                        |                        |               | Transfer From | Adjusted Total<br>Allotments | 1st Quarter Ending<br>March 31 | 2nd Quarter<br>Ending June 30 | Total         | 1st Quarter<br>Ending March 31 | 2nd Quarter Ending<br>June 30 | Total        | Unreleased<br>Appropriations | Unobligated<br>Allotment | Unpaid Obligations<br>(15-20) = (23+24) |                             |
|   |                    |                             |               |                            | Based on<br>Comprehensive<br>Release (FCR) | For<br>SAROs<br>Issued | Total         |               |                              |                                |                               |               |                                |                               |              |                              |                          | Due &<br>Demandable                     | Not Yet Due &<br>Demandable |
| PS  |                    | -                           | -             | -                          | -  | -                      | -             | -             | -                            | -                              | -                             | -             | -                              | -                             | -            | -                            | -                        | -                                       | -                           |
| MOOE  |                    | -                           | -             | -                          | -  | -                      | -             | -             | -                            | -                              | -                             | -             | -                              | -                             | -            | -                            | -                        | -                                       | -                           |
| FE  |                    | -                           | -             | -                          | -  | -                      | -             | -             | -                            | -                              | -                             | -             | -                              | -                             | -            | -                            | -                        | -                                       | -                           |
| CO  |                    | -                           | -             | -                          | -  | -                      | -             | -             | -                            | -                              | -                             | -             | -                              | -                             | -            | -                            | -                        | -                                       | -                           |
| <b>Subtotal, BWSC</b>                                     |                    | -                           | -             | -                          | -  | -                      | -             | -             | -                            | -                              | -                             | -             | -                              | -                             | -            | -                            | -                        | -                                       | -                           |
| Promotion of International L                              | 3 301001 0000 2000 |                             |               |                            |  |                        |               |               |                              |                                |                               |               |                                |                               |              |                              |                          |   |                             |
| PS  |                    | -                           | -             | -                          | -  | -                      | -             | -             | -                            | -                              | -                             | -             | -                              | -                             | -            | -                            | -                        | -                                       | -                           |
| MOOE  |                    | -                           | -             | -                          | -  | -                      | -             | -             | -                            | -                              | -                             | -             | -                              | -                             | -            | -                            | -                        | -                                       | -                           |
| FE  |                    | -                           | -             | -                          | -  | -                      | -             | -             | -                            | -                              | -                             | -             | -                              | -                             | -            | -                            | -                        | -                                       | -                           |
| CO  |                    | -                           | -             | -                          | -  | -                      | -             | -             | -                            | -                              | -                             | -             | -                              | -                             | -            | -                            | -                        | -                                       | -                           |
| <b>Subtotal, ILAB</b>                                     |                    | -                           | -             | -                          | -  | -                      | -             | -             | -                            | -                              | -                             | -             | -                              | -                             | -            | -                            | -                        | -                                       | -                           |
| Livelihood and Emergency P                                | 3 301001 0000 3000 |                             |               |                            |  |                        |               |               |                              |                                |                               |               |                                |                               |              |                              |                          |   |                             |
| DOLE Integrated and Emergency Employment Program (DILEEP) |                    |                             |               |                            |  |                        |               |               |                              |                                |                               |               |                                |                               |              |                              |                          |   |                             |
| DILP  |                    |                             |               |                            |  |                        |               |               |                              |                                |                               |               |                                |                               |              |                              |                          |   |                             |
| PS  |                    | -                           | -             | -                          | -  | -                      | -             | -             | -                            | -                              | -                             | -             | -                              | -                             | -            | -                            | -                        | -                                       | -                           |
| MOOE  |                    | 34,435,000.00               | 534,000.00    | 34,969,000.00              | 34,435,000.00                              | -                      | 34,435,000.00 | 534,000.00    | 34,969,000.00                | 327,506.92                     | 17,180,230.06                 | 17,507,736.98 | 280,407.21                     | 5,171,457.29                  | 5,451,864.50 | -                            | 17,461,263.02            | 12,055,872.48                           | -                           |
| FE  |                    | -                           | -             | -                          | -  | -                      | -             | -             | -                            | -                              | -                             | -             | -                              | -                             | -            | -                            | -                        | -                                       | -                           |
| CO  |                    | -                           | -             | -                          | -  | -                      | -             | -             | -                            | -                              | -                             | -             | -                              | -                             | -            | -                            | -                        | -                                       | -                           |
| <b>Subtotal, DILP</b>                                     |                    | 34,435,000.00               | 534,000.00    | 34,969,000.00              | 34,435,000.00                              | -                      | 34,435,000.00 | 534,000.00    | 34,969,000.00                | 327,506.92                     | 17,180,230.06                 | 17,507,736.98 | 280,407.21                     | 5,171,457.29                  | 5,451,864.50 | -                            | 17,461,263.02            | 12,055,872.48                           | -                           |
| GIP   |                    |                             |               |                            |  |                        |               |               |                              |                                |                               |               |                                |                               |              |                              |                          |   |                             |
| PS  |                    | -                           | -             | -                          | -  | -                      | -             | -             | -                            | -                              | -                             | -             | -                              | -                             | -            | -                            | -                        | -                                       | -                           |
| MOOE  |                    | -                           | 130,727.60    | 130,727.60                 | -  | -                      | -             | 130,727.60    | 130,727.60                   | -                              | -                             | -             | -                              | -                             | -            | -                            | -                        | 130,727.60                              | -                           |
| FE  |                    | -                           | -             | -                          | -  | -                      | -             | -             | -                            | -                              | -                             | -             | -                              | -                             | -            | -                            | -                        | -                                       | -                           |
| CO  |                    | -                           | -             | -                          | -  | -                      | -             | -             | -                            | -                              | -                             | -             | -                              | -                             | -            | -                            | -                        | -                                       | -                           |
| <b>Subtotal, GIP</b>                                      |                    | -                           | 130,727.60    | 130,727.60                 | -  | -                      | -             | 130,727.60    | 130,727.60                   | -                              | -                             | -             | -                              | -                             | -            | -                            | -                        | 130,727.60                              | -                           |
| TUPAD   |                    |                             |               |                            |  |                        |               |               |                              |                                |                               |               |                                |                               |              |                              |                          |   |                             |
| PS  |                    | -                           | -             | -                          | -  | -                      | -             | -             | -                            | -                              | -                             | -             | -                              | -                             | -            | -                            | -                        | -                                       | -                           |
| MOOE  |                    | -                           | 14,610,867.00 | 14,610,867.00              | -  | -                      | -             | 14,610,867.00 | 14,610,867.00                | -                              | 981,108.00                    | 981,108.00    | -                              | 981,108.00                    | 981,108.00   | -                            | 13,629,759.00            | -                                       | -                           |
| FE  |                    | -                           | -             | -                          | -  | -                      | -             | -             | -                            | -                              | -                             | -             | -                              | -                             | -            | -                            | -                        | -                                       | -                           |
| CO  |                    | -                           | -             | -                          | -  | -                      | -             | -             | -                            | -                              | -                             | -             | -                              | -                             | -            | -                            | -                        | -                                       | -                           |
| <b>Subtotal, TUPAD</b>                                    |                    | -                           | 14,610,867.00 | 14,610,867.00              | -  | -                      | -             | 14,610,867.00 | 14,610,867.00                | -                              | 981,108.00                    | 981,108.00    | -                              | 981,108.00                    | 981,108.00   | -                            | 13,629,759.00            | -                                       | -                           |
| DILEEP  |                    |                             |               |                            |  |                        |               |               |                              |                                |                               |               |                                |                               |              |                              |                          |   |                             |
| PS  |                    | -                           | -             | -                          | -  | -                      | -             | -             | -                            | -                              | -                             | -             | -                              | -                             | -            | -                            | -                        | -                                       | -                           |
| MOOE  |                    | 34,435,000.00               | 15,275,594.60 | 49,710,594.60              | 34,435,000.00                              | -                      | 34,435,000.00 | 15,275,594.60 | 49,710,594.60                | 327,506.92                     | 18,161,338.06                 | 18,488,844.98 | 280,407.21                     | 6,152,565.29                  | 6,432,972.50 | -                            | 31,221,749.62            | 12,055,872.48                           | -                           |
| FE  |                    | -                           | -             | -                          | -  | -                      | -             | -             | -                            | -                              | -                             | -             | -                              | -                             | -            | -                            | -                        | -                                       | -                           |
| CO  |                    | -                           | -             | -                          | -  | -                      | -             | -             | -                            | -                              | -                             | -             | -                              | -                             | -            | -                            | -                        | -                                       | -                           |
| <b>Subtotal, DILEEP</b>                                   |                    | 34,435,000.00               | 15,275,594.60 | 49,710,594.60              | 34,435,000.00                              | -                      | 34,435,000.00 | 15,275,594.60 | 49,710,594.60                | 327,506.92                     | 18,161,338.06                 | 18,488,844.98 | 280,407.21                     | 6,152,565.29                  | 6,432,972.50 | -                            | 31,221,749.62            | 12,055,872.48                           | -                           |
| AMP-Regular   |                    |                             |               |                            |  |                        |               |               |                              |                                |                               |               |                                |                               |              |                              |                          |   |                             |
| PS  |                    | -                           | -             | -                          | -  | -                      | -             | -             | -                            | -                              | -                             | -             | -                              | -                             | -            | -                            | -                        | -                                       | -                           |
| MOOE  |                    | -                           | -             | -                          | -  | -                      | -             | -             | -                            | -                              | -                             | -             | -                              | -                             | -            | -                            | -                        | -                                       | -                           |
| FE  |                    | -                           | -             | -                          | -  | -                      | -             | -             | -                            | -                              | -                             | -             | -                              | -                             | -            | -                            | -                        | -                                       | -                           |
| CO  |                    | -                           | -             | -                          | -  | -                      | -             | -             | -                            | -                              | -                             | -             | -                              | -                             | -            | -                            | -                        | -                                       | -                           |
| <b>Subtotal, AMP Regular</b>                              |                    | -                           | -             | -                          | -  | -                      | -             | -             | -                            | -                              | -                             | -             | -                              | -                             | -            | -                            | -                        | -                                       | -                           |

SUMMARY OF APPROPRIATIONS, ALLOTMENTS, OBLIGATIONS, DISBURSEMENTS, AND BALANCES  
As of June 30, 2020

Department : Department of Labor and Employment  
Agency : Office of the Secretary  
Operating Unit : Caraga Regional Office  
Organization Co : 16-001-03-00016  
Funding Source Code (as clustered) : 101101

|   |
|---|
| X |
|   |
|   |

Current Year Appropriations  
Supplemental Appropriations  
Continuing Appropriations

| Particulars  | UACS CODE          | Appropriations              |               |                            | Allotments                                 |                                   |               |               |                              | Current Year Obligations       |                               |               | Current Year Disbursements     |                               |              | Balances                     |                          |   |                             |
|--|--------------------|-----------------------------|---------------|----------------------------|--|-----------------------------------|---------------|---------------|------------------------------|--------------------------------|-------------------------------|---------------|--------------------------------|-------------------------------|--------------|------------------------------|--------------------------|---|-----------------------------|
|  |                    | Authorized<br>Appropriation | Adjustments   | Adjusted<br>Appropriations | Allotments Received                        |                                   |               | Transfer From | Adjusted Total<br>Allotments | 1st Quarter Ending<br>March 31 | 2nd Quarter<br>Ending June 30 | Total         | 1st Quarter<br>Ending March 31 | 2nd Quarter Ending<br>June 30 | Total        | Unreleased<br>Appropriations | Unobligated<br>Allotment | Unpaid Obligations<br>(15-20) = (23+24) |                             |
|  |                    |                             |               |                            | Based on<br>Comprehensive<br>Release (FCR) | For<br>Additional<br>SAROs issued | Total         |               |                              |                                |                               |               |                                |                               |              |                              |                          | Due &<br>Demandable                     | Not Yet Due &<br>Demandable |
| K-12   |                    |                             |               |                            |  |                                   |               |               |                              |                                |                               |               |                                |                               |              |                              |                          |   |                             |
| PS   |                    | -                           | -             | -                          | -  | -                                 | -             | -             | -                            | -                              | -                             | -             | -                              | -                             | -            | -                            | -                        | -                                       | -                           |
| MOOE   |                    | -                           | -             | -                          | -  | -                                 | -             | -             | -                            | -                              | -                             | -             | -                              | -                             | -            | -                            | -                        | -                                       | -                           |
| FE   |                    | -                           | -             | -                          | -  | -                                 | -             | -             | -                            | -                              | -                             | -             | -                              | -                             | -            | -                            | -                        | -                                       | -                           |
| CO   |                    | -                           | -             | -                          | -  | -                                 | -             | -             | -                            | -                              | -                             | -             | -                              | -                             | -            | -                            | -                        | -                                       | -                           |
| <b>Subtotal, K-12</b>                                  |                    | -                           | -             | -                          | -  | -                                 | -             | -             | -                            | -                              | -                             | -             | -                              | -                             | -            | -                            | -                        | -                                       | -                           |
| Sin Tax  |                    |                             |               |                            |  |                                   |               |               |                              |                                |                               |               |                                |                               |              |                              |                          |   |                             |
| PS   |                    | -                           | -             | -                          | -  | -                                 | -             | -             | -                            | -                              | -                             | -             | -                              | -                             | -            | -                            | -                        | -                                       | -                           |
| MOOE   |                    | -                           | -             | -                          | -  | -                                 | -             | -             | -                            | -                              | -                             | -             | -                              | -                             | -            | -                            | -                        | -                                       | -                           |
| FE   |                    | -                           | -             | -                          | -  | -                                 | -             | -             | -                            | -                              | -                             | -             | -                              | -                             | -            | -                            | -                        | -                                       | -                           |
| CO   |                    | -                           | -             | -                          | -  | -                                 | -             | -             | -                            | -                              | -                             | -             | -                              | -                             | -            | -                            | -                        | -                                       | -                           |
| <b>Subtotal, Sin Tax</b>                               |                    | -                           | -             | -                          | -  | -                                 | -             | -             | -                            | -                              | -                             | -             | -                              | -                             | -            | -                            | -                        | -                                       | -                           |
| AMP  |                    |                             |               |                            |  |                                   |               |               |                              |                                |                               |               |                                |                               |              |                              |                          |   |                             |
| PS   |                    | -                           | -             | -                          | -  | -                                 | -             | -             | -                            | -                              | -                             | -             | -                              | -                             | -            | -                            | -                        | -                                       | -                           |
| MOOE   |                    | -                           | -             | -                          | -  | -                                 | -             | -             | -                            | -                              | -                             | -             | -                              | -                             | -            | -                            | -                        | -                                       | -                           |
| FE   |                    | -                           | -             | -                          | -  | -                                 | -             | -             | -                            | -                              | -                             | -             | -                              | -                             | -            | -                            | -                        | -                                       | -                           |
| CO   |                    | -                           | -             | -                          | -  | -                                 | -             | -             | -                            | -                              | -                             | -             | -                              | -                             | -            | -                            | -                        | -                                       | -                           |
| <b>Subtotal, AMP</b>                                   |                    | -                           | -             | -                          | -  | -                                 | -             | -             | -                            | -                              | -                             | -             | -                              | -                             | -            | -                            | -                        | -                                       | -                           |
| PS   |                    | -                           | -             | -                          | -  | -                                 | -             | -             | -                            | -                              | -                             | -             | -                              | -                             | -            | -                            | -                        | -                                       | -                           |
| MOOE   |                    | 34,435,000.00               | 15,275,594.60 | 49,710,594.60              | 34,435,000.00                              | -                                 | 34,435,000.00 | 15,275,594.60 | 49,710,594.60                | 327,506.92                     | 18,161,338.06                 | 18,488,844.98 | 280,407.21                     | 6,152,565.29                  | 6,432,972.50 | -                            | 31,221,749.62            | 12,055,872.48                           | -                           |
| FE   |                    | -                           | -             | -                          | -  | -                                 | -             | -             | -                            | -                              | -                             | -             | -                              | -                             | -            | -                            | -                        | -                                       | -                           |
| CO   |                    | -                           | -             | -                          | -  | -                                 | -             | -             | -                            | -                              | -                             | -             | -                              | -                             | -            | -                            | -                        | -                                       | -                           |
| <b>Subtotal, Livelihood and Emergency Employment</b>   |                    | 34,435,000.00               | 15,275,594.60 | 49,710,594.60              | 34,435,000.00                              | -                                 | 34,435,000.00 | 15,275,594.60 | 49,710,594.60                | 327,506.92                     | 18,161,338.06                 | 18,488,844.98 | 280,407.21                     | 6,152,565.29                  | 6,432,972.50 | -                            | 31,221,749.62            | 12,055,872.48                           | -                           |
| Welfare Services                                       | 3 301001 0000 4000 |                             |               |                            |  |                                   |               |               |                              |                                |                               |               |                                |                               |              |                              |                          |   |                             |
| Child Labor Prevention and Elimination Program (CLPEP) |                    |                             |               |                            |  |                                   |               |               |                              |                                |                               |               |                                |                               |              |                              |                          |   |                             |
| PS   |                    | -                           | -             | -                          | -  | -                                 | -             | -             | -                            | -                              | -                             | -             | -                              | -                             | -            | -                            | -                        | -                                       | -                           |
| MOOE   |                    | -                           | 573,092.00    | 573,092.00                 | -  | -                                 | -             | 573,092.00    | 573,092.00                   | -                              | -                             | -             | -                              | -                             | -            | -                            | 573,092.00               | -                                       | -                           |
| FE   |                    | -                           | -             | -                          | -  | -                                 | -             | -             | -                            | -                              | -                             | -             | -                              | -                             | -            | -                            | -                        | -                                       | -                           |
| CO   |                    | -                           | -             | -                          | -  | -                                 | -             | -             | -                            | -                              | -                             | -             | -                              | -                             | -            | -                            | -                        | -                                       | -                           |
| <b>Subtotal, CLPEP</b>                                 |                    | -                           | 573,092.00    | 573,092.00                 | -  | -                                 | -             | 573,092.00    | 573,092.00                   | -                              | -                             | -             | -                              | -                             | -            | -                            | 573,092.00               | -                                       | -                           |
| Family Welfare Program and Kasambahay Program          |                    |                             |               |                            |  |                                   |               |               |                              |                                |                               |               |                                |                               |              |                              |                          |   |                             |
| PS   |                    | 4,959,000.00                | -             | 4,959,000.00               | 4,959,000.00                               | -                                 | 4,959,000.00  | -             | 4,959,000.00                 | 775,808.55                     | 966,748.01                    | 1,742,556.56  | 771,378.59                     | 966,748.01                    | 1,738,126.60 | -                            | 3,216,443.44             | 4,429.96                                | -                           |
| MOOE   |                    | 339,000.00                  | -             | 339,000.00                 | 339,000.00                                 | -                                 | 339,000.00    | -             | 339,000.00                   | 83,658.00                      | 133,300.00                    | 216,958.00    | 83,658.00                      | 133,300.00                    | 216,958.00   | -                            | 122,042.00               | -                                       | -                           |
| FE   |                    | -                           | -             | -                          | -  | -                                 | -             | -             | -                            | -                              | -                             | -             | -                              | -                             | -            | -                            | -                        | -                                       | -                           |
| CO   |                    | -                           | -             | -                          | -  | -                                 | -             | -             | -                            | -                              | -                             | -             | -                              | -                             | -            | -                            | -                        | -                                       | -                           |
| <b>Subtotal, Family Welfare Program</b>                |                    | 5,298,000.00                | -             | 5,298,000.00               | 5,298,000.00                               | -                                 | 5,298,000.00  | -             | 5,298,000.00                 | 859,466.55                     | 1,100,048.01                  | 1,959,514.56  | 855,036.59                     | 1,100,048.01                  | 1,955,084.60 | -                            | 3,338,485.44             | 4,429.96                                | -                           |
| On-site Welfare Services for OFWs                      |                    |                             |               |                            |  |                                   |               |               |                              |                                |                               |               |                                |                               |              |                              |                          |   |                             |
| PS   |                    | -                           | -             | -                          | -  | -                                 | -             | -             | -                            | -                              | -                             | -             | -                              | -                             | -            | -                            | -                        | -                                       | -                           |
| MOOE   |                    | -                           | -             | -                          | -  | -                                 | -             | -             | -                            | -                              | -                             | -             | -                              | -                             | -            | -                            | -                        | -                                       | -                           |
| FE   |                    | -                           | -             | -                          | -  | -                                 | -             | -             | -                            | -                              | -                             | -             | -                              | -                             | -            | -                            | -                        | -                                       | -                           |
| CO   |                    | -                           | -             | -                          | -  | -                                 | -             | -             | -                            | -                              | -                             | -             | -                              | -                             | -            | -                            | -                        | -                                       | -                           |
| <b>Subtotal, On-site Welfare Services for OFW</b>      |                    | -                           | -             | -                          | -  | -                                 | -             | -             | -                            | -                              | -                             | -             | -                              | -                             | -            | -                            | -                        | -                                       | -                           |

SUMMARY OF APPROPRIATIONS, ALLOTMENTS, OBLIGATIONS, DISBURSEMENTS, AND BALANCES

As of June 30, 2020

Department : Department of Labor and Employment  
 Agency : Office of the Secretary  
 Operating Unit : Caraga Regional Office  
 Organization Co : 16-001-03-00016  
 Funding Source Code (as clustered) : 101101

|   |
|---|
| X |
|   |
|   |

Current Year Appropriations  
 Supplemental Appropriations  
 Continuing Appropriations

| Particulars  | UACS CODE                 | Appropriations              |                   |                            | Allotments                                 |                                   |                     |                   |                              | Current Year Obligations       |                               |                     | Current Year Disbursements     |                               |                     | Balances                     |                          |   |                             |
|--|---------------------------|-----------------------------|-------------------|----------------------------|--|-----------------------------------|---------------------|-------------------|------------------------------|--------------------------------|-------------------------------|---------------------|--------------------------------|-------------------------------|---------------------|------------------------------|--------------------------|---|-----------------------------|
|  |                           | Authorized<br>Appropriation | Adjustments       | Adjusted<br>Appropriations | Allotments Received                        |                                   |                     | Transfer From     | Adjusted Total<br>Allotments | 1st Quarter Ending<br>March 31 | 2nd Quarter<br>Ending June 30 | Total               | 1st Quarter<br>Ending March 31 | 2nd Quarter Ending<br>June 30 | Total               | Unreleased<br>Appropriations | Unobligated<br>Allotment | Unpaid Obligations<br>(15-20) = (23+24) |                             |
|  |                           |                             |                   |                            | Based on<br>Comprehensive<br>Release (FCR) | For<br>Additional<br>SAROs issued | Total               |                   |                              |                                |                               |                     |                                |                               |                     |                              |                          | Due &<br>Demandable                     | Not Yet Due &<br>Demandable |
| PS   |                           | 4,959,000.00                | -                 | 4,959,000.00               | 4,959,000.00                               | -                                 | 4,959,000.00        | -                 | 4,959,000.00                 | 775,808.55                     | 966,748.01                    | 1,742,556.56        | 771,378.59                     | 966,748.01                    | 1,738,126.60        | -                            | 3,216,443.44             | 4,429.96                                | -                           |
| MOOE   |                           | 339,000.00                  | 573,092.00        | 912,092.00                 | 339,000.00                                 | -                                 | 339,000.00          | 573,092.00        | 912,092.00                   | 83,658.00                      | 133,300.00                    | 216,958.00          | 83,658.00                      | 133,300.00                    | 216,958.00          | -                            | 695,134.00               | -                                       | -                           |
| FE   |                           | -                           | -                 | -                          | -  | -                                 | -                   | -                 | -                            | -                              | -                             | -                   | -                              | -                             | -                   | -                            | -                        | -                                       | -                           |
| CO   |                           | -                           | -                 | -                          | -  | -                                 | -                   | -                 | -                            | -                              | -                             | -                   | -                              | -                             | -                   | -                            | -                        | -                                       | -                           |
| <b>Subtotal, Welfare Services</b>  |                           | <b>5,298,000.00</b>         | <b>573,092.00</b> | <b>5,871,092.00</b>        | <b>5,298,000.00</b>                        | <b>-</b>                          | <b>5,298,000.00</b> | <b>573,092.00</b> | <b>5,871,092.00</b>          | <b>859,466.55</b>              | <b>1,100,048.01</b>           | <b>1,959,514.56</b> | <b>855,036.59</b>              | <b>1,100,048.01</b>           | <b>1,955,084.60</b> | <b>-</b>                     | <b>3,911,577.44</b>      | <b>4,429.96</b>                         | <b>-</b>                    |
| <b>Reintegration Services for C</b>  | <b>3 301001 0000 5000</b> |                             |                   |                            |  |                                   |                     |                   |                              |                                |                               |                     |                                |                               |                     |                              |                          |   |                             |
| <b>Promotion of Reintegration of OFW Returnees</b>                                     |                           |                             |                   |                            |  |                                   |                     |                   |                              |                                |                               |                     |                                |                               |                     |                              |                          |   |                             |
| PS   |                           | -                           | -                 | -                          | -  | -                                 | -                   | -                 | -                            | -                              | -                             | -                   | -                              | -                             | -                   | -                            | -                        | -                                       | -                           |
| MOOE   |                           | -                           | 582,300.00        | 582,300.00                 | -  | -                                 | -                   | 582,300.00        | 582,300.00                   | -                              | 45,177.00                     | 45,177.00           | -                              | 45,177.00                     | 45,177.00           | -                            | 537,123.00               | -                                       | -                           |
| FE   |                           | -                           | -                 | -                          | -  | -                                 | -                   | -                 | -                            | -                              | -                             | -                   | -                              | -                             | -                   | -                            | -                        | -                                       | -                           |
| CO   |                           | -                           | -                 | -                          | -  | -                                 | -                   | -                 | -                            | -                              | -                             | -                   | -                              | -                             | -                   | -                            | -                        | -                                       | -                           |
| <b>Subtotal, Promotion of Reintegration of OFW</b>                                     |                           | <b>-</b>                    | <b>582,300.00</b> | <b>582,300.00</b>          | <b>-</b>                                   | <b>-</b>                          | <b>-</b>            | <b>582,300.00</b> | <b>582,300.00</b>            | <b>-</b>                       | <b>45,177.00</b>              | <b>45,177.00</b>    | <b>-</b>                       | <b>45,177.00</b>              | <b>45,177.00</b>    | <b>-</b>                     | <b>537,123.00</b>        | <b>-</b>                                | <b>-</b>                    |
| <b>Livelihood Development Assistance Program (LDAP)</b>                                |                           |                             |                   |                            |  |                                   |                     |                   |                              |                                |                               |                     |                                |                               |                     |                              |                          |   |                             |
| PS   |                           | -                           | -                 | -                          | -  | -                                 | -                   | -                 | -                            | -                              | -                             | -                   | -                              | -                             | -                   | -                            | -                        | -                                       | -                           |
| MOOE   |                           | -                           | 257,500.00        | 257,500.00                 | -  | -                                 | -                   | 257,500.00        | 257,500.00                   | -                              | 117,629.75                    | 117,629.75          | -                              | 117,629.75                    | 117,629.75          | -                            | 139,870.25               | -                                       | -                           |
| FE   |                           | -                           | -                 | -                          | -  | -                                 | -                   | -                 | -                            | -                              | -                             | -                   | -                              | -                             | -                   | -                            | -                        | -                                       | -                           |
| CO   |                           | -                           | -                 | -                          | -  | -                                 | -                   | -                 | -                            | -                              | -                             | -                   | -                              | -                             | -                   | -                            | -                        | -                                       | -                           |
| <b>Subtotal, LDAP</b>  |                           | <b>-</b>                    | <b>257,500.00</b> | <b>257,500.00</b>          | <b>-</b>                                   | <b>-</b>                          | <b>-</b>            | <b>257,500.00</b> | <b>257,500.00</b>            | <b>-</b>                       | <b>117,629.75</b>             | <b>117,629.75</b>   | <b>-</b>                       | <b>117,629.75</b>             | <b>117,629.75</b>   | <b>-</b>                     | <b>139,870.25</b>        | <b>-</b>                                | <b>-</b>                    |
| <b>Balik-Pinas, Balik-Hanapbuhay (BPBH) Program</b>                                    |                           |                             |                   |                            |  |                                   |                     |                   |                              |                                |                               |                     |                                |                               |                     |                              |                          |   |                             |
| PS   |                           | -                           | -                 | -                          | -  | -                                 | -                   | -                 | -                            | -                              | -                             | -                   | -                              | -                             | -                   | -                            | -                        | -                                       | -                           |
| MOOE   |                           | -                           | -                 | -                          | -  | -                                 | -                   | -                 | -                            | -                              | -                             | -                   | -                              | -                             | -                   | -                            | -                        | -                                       | -                           |
| FE   |                           | -                           | -                 | -                          | -  | -                                 | -                   | -                 | -                            | -                              | -                             | -                   | -                              | -                             | -                   | -                            | -                        | -                                       | -                           |
| CO   |                           | -                           | -                 | -                          | -  | -                                 | -                   | -                 | -                            | -                              | -                             | -                   | -                              | -                             | -                   | -                            | -                        | -                                       | -                           |
| <b>Subtotal, BPBH</b>  |                           | <b>-</b>                    | <b>-</b>          | <b>-</b>                   | <b>-</b>                                   | <b>-</b>                          | <b>-</b>            | <b>-</b>          | <b>-</b>                     | <b>-</b>                       | <b>-</b>                      | <b>-</b>            | <b>-</b>                       | <b>-</b>                      | <b>-</b>            | <b>-</b>                     | <b>-</b>                 | <b>-</b>                                | <b>-</b>                    |
| <b>Financial Awareness Seminar (FAS) and Small Business Management Training (SBMT)</b> |                           |                             |                   |                            |  |                                   |                     |                   |                              |                                |                               |                     |                                |                               |                     |                              |                          |   |                             |
| PS   |                           | -                           | -                 | -                          | -  | -                                 | -                   | -                 | -                            | -                              | -                             | -                   | -                              | -                             | -                   | -                            | -                        | -                                       | -                           |
| MOOE   |                           | -                           | -                 | -                          | -  | -                                 | -                   | -                 | -                            | -                              | -                             | -                   | -                              | -                             | -                   | -                            | -                        | -                                       | -                           |
| FE   |                           | -                           | -                 | -                          | -  | -                                 | -                   | -                 | -                            | -                              | -                             | -                   | -                              | -                             | -                   | -                            | -                        | -                                       | -                           |
| CO   |                           | -                           | -                 | -                          | -  | -                                 | -                   | -                 | -                            | -                              | -                             | -                   | -                              | -                             | -                   | -                            | -                        | -                                       | -                           |
| <b>Subtotal, FAS &amp; SBMT</b>  |                           | <b>-</b>                    | <b>-</b>          | <b>-</b>                   | <b>-</b>                                   | <b>-</b>                          | <b>-</b>            | <b>-</b>          | <b>-</b>                     | <b>-</b>                       | <b>-</b>                      | <b>-</b>            | <b>-</b>                       | <b>-</b>                      | <b>-</b>            | <b>-</b>                     | <b>-</b>                 | <b>-</b>                                | <b>-</b>                    |
| PS   |                           | -                           | -                 | -                          | -  | -                                 | -                   | -                 | -                            | -                              | -                             | -                   | -                              | -                             | -                   | -                            | -                        | -                                       | -                           |
| MOOE   |                           | -                           | 839,800.00        | 839,800.00                 | -  | -                                 | -                   | 839,800.00        | 839,800.00                   | -                              | 162,806.75                    | 162,806.75          | -                              | 162,806.75                    | 162,806.75          | -                            | 676,993.25               | -                                       | -                           |
| FE   |                           | -                           | -                 | -                          | -  | -                                 | -                   | -                 | -                            | -                              | -                             | -                   | -                              | -                             | -                   | -                            | -                        | -                                       | -                           |
| CO   |                           | -                           | -                 | -                          | -  | -                                 | -                   | -                 | -                            | -                              | -                             | -                   | -                              | -                             | -                   | -                            | -                        | -                                       | -                           |
| <b>Subtotal, Reintegration Services for OFW Returnees</b>                              |                           | <b>-</b>                    | <b>839,800.00</b> | <b>839,800.00</b>          | <b>-</b>                                   | <b>-</b>                          | <b>-</b>            | <b>839,800.00</b> | <b>839,800.00</b>            | <b>-</b>                       | <b>162,806.75</b>             | <b>162,806.75</b>   | <b>-</b>                       | <b>162,806.75</b>             | <b>162,806.75</b>   | <b>-</b>                     | <b>676,993.25</b>        | <b>-</b>                                | <b>-</b>                    |
| <b>Emergency Repatriation Program (ERP)</b>  |                           |                             |                   |                            |  |                                   |                     |                   |                              |                                |                               |                     |                                |                               |                     |                              |                          |   |                             |
| PS   |                           | -                           | -                 | -                          | -  | -                                 | -                   | -                 | -                            | -                              | -                             | -                   | -                              | -                             | -                   | -                            | -                        | -                                       | -                           |
| MOOE   |                           | -                           | -                 | -                          | -  | -                                 | -                   | -                 | -                            | -                              | -                             | -                   | -                              | -                             | -                   | -                            | -                        | -                                       | -                           |
| FE   |                           | -                           | -                 | -                          | -  | -                                 | -                   | -                 | -                            | -                              | -                             | -                   | -                              | -                             | -                   | -                            | -                        | -                                       | -                           |
| CO   |                           | -                           | -                 | -                          | -  | -                                 | -                   | -                 | -                            | -                              | -                             | -                   | -                              | -                             | -                   | -                            | -                        | -                                       | -                           |
| <b>Subtotal, ERP</b>   |                           | <b>-</b>                    | <b>-</b>          | <b>-</b>                   | <b>-</b>                                   | <b>-</b>                          | <b>-</b>            | <b>-</b>          | <b>-</b>                     | <b>-</b>                       | <b>-</b>                      | <b>-</b>            | <b>-</b>                       | <b>-</b>                      | <b>-</b>            | <b>-</b>                     | <b>-</b>                 | <b>-</b>                                | <b>-</b>                    |



SUMMARY OF APPROPRIATIONS, ALLOTMENTS, OBLIGATIONS, DISBURSEMENTS, AND BALANCES  
As of June 30, 2020

Department : Department of Labor and Employment  
Agency : Office of the Secretary  
Operating Unit : Caraga Regional Office  
Organization Co : 16-001-03-00016  
Funding Source Code (as clustered) : 101101

|   |
|---|
| X |
|   |
|   |

Current Year Appropriations  
Supplemental Appropriations  
Continuing Appropriations

| Particulars                               | UACS CODE          | Appropriations           |                      |                         | Allotments                           |          |                         |                      |                           | Current Year Obligations    |                            |                      | Current Year Disbursements  |                            |                      | Balances                  |                       |                                      |                  |
|---|--------------------|--------------------------|----------------------|-------------------------|--------------------------------------|----------|-------------------------|----------------------|---------------------------|-----------------------------|----------------------------|----------------------|-----------------------------|----------------------------|----------------------|---------------------------|-----------------------|--------------------------------------|------------------|
|   |                    | Authorized Appropriation | Adjustments          | Adjusted Appropriations | Allotments Received                  |          |                         | Transfer From        | Adjusted Total Allotments | 1st Quarter Ending March 31 | 2nd Quarter Ending June 30 | Total                | 1st Quarter Ending March 31 | 2nd Quarter Ending June 30 | Total                | Unreleased Appropriations | Unobligated Allotment | Unpaid Obligations (15-20) = (23+24) |                  |
|   |                    |                          |                      |                         | Based on Comprehensive Release (FCR) | For      | Additional SAROs Issued |                      |                           |                             |                            |                      |                             |                            |                      |                           |                       | Total                                | Due & Demandable |
| <b>Total, Organizational Outcome 3</b>    |                    |                          |                      |                         |                                      |          |                         |                      |                           |                             |                            |                      |                             |                            |                      |                           |                       |                                      |                  |
| PS  |                    | 4,959,000.00             | -                    | 4,959,000.00            | 4,959,000.00                         | -        | 4,959,000.00            | -                    | 4,959,000.00              | 775,808.55                  | 966,748.01                 | 1,742,556.56         | 771,378.59                  | 966,748.01                 | 1,738,126.60         | -                         | 3,216,443.44          | 4,429.96                             | -                |
| MOOE                                      |                    | 34,774,000.00            | 16,688,486.60        | 51,462,486.60           | 34,774,000.00                        | -        | 34,774,000.00           | 16,688,486.60        | 51,462,486.60             | 411,164.92                  | 18,457,444.81              | 18,868,609.73        | 364,065.21                  | 6,448,672.04               | 6,812,737.25         | -                         | 32,593,876.87         | 12,055,872.48                        | -                |
| FE  |                    | -                        | -                    | -                       | -                                    | -        | -                       | -                    | -                         | -                           | -                          | -                    | -                           | -                          | -                    | -                         | -                     | -                                    | -                |
| CO  |                    | -                        | -                    | -                       | -                                    | -        | -                       | -                    | -                         | -                           | -                          | -                    | -                           | -                          | -                    | -                         | -                     | -                                    | -                |
| <b>Total, OO3</b>                         |                    | <b>39,733,000.00</b>     | <b>16,688,486.60</b> | <b>56,421,486.60</b>    | <b>39,733,000.00</b>                 | <b>-</b> | <b>39,733,000.00</b>    | <b>16,688,486.60</b> | <b>56,421,486.60</b>      | <b>1,186,973.47</b>         | <b>19,424,192.82</b>       | <b>20,611,166.29</b> | <b>1,135,443.80</b>         | <b>7,415,420.05</b>        | <b>8,550,863.85</b>  | <b>-</b>                  | <b>35,810,320.31</b>  | <b>12,060,302.44</b>                 | <b>-</b>         |
| <b>Total, Operations</b>                  |                    |                          |                      |                         |                                      |          |                         |                      |                           |                             |                            |                      |                             |                            |                      |                           |                       |                                      |                  |
| PS  |                    | 8,484,000.00             | -                    | 8,484,000.00            | 8,484,000.00                         | -        | 8,484,000.00            | -                    | 8,484,000.00              | 1,498,491.62                | 1,948,649.88               | 3,447,141.50         | 1,488,856.80                | 1,948,649.88               | 3,437,506.68         | -                         | 5,036,858.50          | 9,634.82                             | -                |
| MOOE                                      |                    | 55,964,000.00            | 18,432,596.29        | 74,396,596.29           | 55,964,000.00                        | -        | 55,964,000.00           | 18,432,596.29        | 74,396,596.29             | 1,400,442.12                | 31,924,234.39              | 33,324,676.51        | 1,303,342.41                | 12,998,803.99              | 14,302,146.40        | -                         | 41,071,919.78         | 19,022,530.11                        | -                |
| FE  |                    | -                        | -                    | -                       | -                                    | -        | -                       | -                    | -                         | -                           | -                          | -                    | -                           | -                          | -                    | -                         | -                     | -                                    | -                |
| CO  |                    | -                        | -                    | -                       | -                                    | -        | -                       | -                    | -                         | -                           | -                          | -                    | -                           | -                          | -                    | -                         | -                     | -                                    | -                |
| <b>Total, Operations</b>                  |                    | <b>64,448,000.00</b>     | <b>18,432,596.29</b> | <b>82,880,596.29</b>    | <b>64,448,000.00</b>                 | <b>-</b> | <b>64,448,000.00</b>    | <b>18,432,596.29</b> | <b>82,880,596.29</b>      | <b>2,898,933.74</b>         | <b>33,872,884.27</b>       | <b>36,771,818.01</b> | <b>2,792,199.21</b>         | <b>14,947,453.87</b>       | <b>17,739,653.08</b> | <b>-</b>                  | <b>46,108,778.28</b>  | <b>19,032,164.93</b>                 | <b>-</b>         |
| <b>Total, Agency Specific Budget</b>      |                    |                          |                      |                         |                                      |          |                         |                      |                           |                             |                            |                      |                             |                            |                      |                           |                       |                                      |                  |
| PS  |                    | 28,700,000.00            | -                    | 28,700,000.00           | 28,700,000.00                        | -        | 28,700,000.00           | -                    | 28,700,000.00             | 6,554,088.81                | 9,311,237.48               | 15,865,326.29        | 6,373,135.05                | 9,482,556.42               | 15,855,691.47        | -                         | 12,834,673.71         | 9,634.82                             | -                |
| MOOE                                      |                    | 64,564,000.00            | 18,432,596.29        | 82,996,596.29           | 64,564,000.00                        | -        | 64,564,000.00           | 18,432,596.29        | 82,996,596.29             | 4,098,640.24                | 34,635,113.60              | 38,733,753.84        | 3,951,540.53                | 15,759,683.20              | 19,711,223.73        | -                         | 44,262,842.45         | 19,022,530.11                        | -                |
| FE  |                    | -                        | -                    | -                       | -                                    | -        | -                       | -                    | -                         | -                           | -                          | -                    | -                           | -                          | -                    | -                         | -                     | -                                    | -                |
| CO  |                    | -                        | 3,406,500.00         | 3,406,500.00            | -                                    | -        | -                       | 3,406,500.00         | 3,406,500.00              | -                           | -                          | -                    | -                           | -                          | -                    | -                         | 3,406,500.00          | -                                    | -                |
| <b>Total, Agency Specific Budget</b>      |                    | <b>93,264,000.00</b>     | <b>21,839,096.29</b> | <b>115,103,096.29</b>   | <b>93,264,000.00</b>                 | <b>-</b> | <b>93,264,000.00</b>    | <b>21,839,096.29</b> | <b>115,103,096.29</b>     | <b>10,652,729.05</b>        | <b>43,946,351.08</b>       | <b>54,599,080.13</b> | <b>10,324,675.58</b>        | <b>25,242,239.62</b>       | <b>35,566,915.20</b> | <b>-</b>                  | <b>60,504,016.16</b>  | <b>19,032,164.93</b>                 | <b>-</b>         |
| <b>II. Automatic Appropriations</b>       |                    |                          |                      |                         |                                      |          |                         |                      |                           |                             |                            |                      |                             |                            |                      |                           |                       |                                      |                  |
| <b>General Administration and Support</b> |                    |                          |                      |                         |                                      |          |                         |                      |                           |                             |                            |                      |                             |                            |                      |                           |                       |                                      |                  |
| General Management and Support            | 1 000001 0000 1000 |                          |                      |                         |                                      |          |                         |                      |                           |                             |                            |                      |                             |                            |                      |                           |                       |                                      |                  |
| RLIP                                      |                    | 1,852,000.00             | -                    | 1,852,000.00            | 1,852,000.00                         | -        | 1,852,000.00            | -                    | 1,852,000.00              | 551,848.78                  | 616,018.39                 | 1,167,867.17         | 501,616.85                  | 666,250.32                 | 1,167,867.17         | -                         | 684,132.83            | -                                    | -                |
| <b>Total, GAS</b>                         |                    | <b>1,852,000.00</b>      | <b>-</b>             | <b>1,852,000.00</b>     | <b>1,852,000.00</b>                  | <b>-</b> | <b>1,852,000.00</b>     | <b>-</b>             | <b>1,852,000.00</b>       | <b>551,848.78</b>           | <b>616,018.39</b>          | <b>1,167,867.17</b>  | <b>501,616.85</b>           | <b>666,250.32</b>          | <b>1,167,867.17</b>  | <b>-</b>                  | <b>684,132.83</b>     | <b>-</b>                             | <b>-</b>         |
| <b>Support to Operations</b>              |                    |                          |                      |                         |                                      |          |                         |                      |                           |                             |                            |                      |                             |                            |                      |                           |                       |                                      |                  |
| Legal Services                            | 2 000001 0000 2000 |                          |                      |                         |                                      |          |                         |                      |                           |                             |                            |                      |                             |                            |                      |                           |                       |                                      |                  |
| RLIP                                      |                    | -                        | -                    | -                       | -                                    | -        | -                       | -                    | -                         | -                           | -                          | -                    | -                           | -                          | -                    | -                         | -                     | -                                    | -                |
| Subtotal, LS                              |                    | -                        | -                    | -                       | -                                    | -        | -                       | -                    | -                         | -                           | -                          | -                    | -                           | -                          | -                    | -                         | -                     | -                                    | -                |
| <b>Total, Support to Operations</b>       |                    |                          |                      |                         |                                      |          |                         |                      |                           |                             |                            |                      |                             |                            |                      |                           |                       |                                      |                  |
| RLIP                                      |                    | -                        | -                    | -                       | -                                    | -        | -                       | -                    | -                         | -                           | -                          | -                    | -                           | -                          | -                    | -                         | -                     | -                                    | -                |
| <b>Total, STO</b>                         |                    | <b>-</b>                 | <b>-</b>             | <b>-</b>                | <b>-</b>                             | <b>-</b> | <b>-</b>                | <b>-</b>             | <b>-</b>                  | <b>-</b>                    | <b>-</b>                   | <b>-</b>             | <b>-</b>                    | <b>-</b>                   | <b>-</b>             | <b>-</b>                  | <b>-</b>              | <b>-</b>                             | <b>-</b>         |
| <b>Operations</b>                         |                    |                          |                      |                         |                                      |          |                         |                      |                           |                             |                            |                      |                             |                            |                      |                           |                       |                                      |                  |
| OO 1: Employability of work               | 3 100000 0000 0000 |                          |                      |                         |                                      |          |                         |                      |                           |                             |                            |                      |                             |                            |                      |                           |                       |                                      |                  |
| Promotion of Local Employment             | 3 101001 0000 1000 |                          |                      |                         |                                      |          |                         |                      |                           |                             |                            |                      |                             |                            |                      |                           |                       |                                      |                  |
| RLIP                                      |                    | -                        | -                    | -                       | -                                    | -        | -                       | -                    | -                         | -                           | -                          | -                    | -                           | -                          | -                    | -                         | -                     | -                                    | -                |
| Subtotal, BLE                             |                    | -                        | -                    | -                       | -                                    | -        | -                       | -                    | -                         | -                           | -                          | -                    | -                           | -                          | -                    | -                         | -                     | -                                    | -                |
| <b>Total, Organizational Outcome 1</b>    |                    |                          |                      |                         |                                      |          |                         |                      |                           |                             |                            |                      |                             |                            |                      |                           |                       |                                      |                  |
| RLIP                                      |                    | -                        | -                    | -                       | -                                    | -        | -                       | -                    | -                         | -                           | -                          | -                    | -                           | -                          | -                    | -                         | -                     | -                                    | -                |
| <b>Total, OO1</b>                         |                    | <b>-</b>                 | <b>-</b>             | <b>-</b>                | <b>-</b>                             | <b>-</b> | <b>-</b>                | <b>-</b>             | <b>-</b>                  | <b>-</b>                    | <b>-</b>                   | <b>-</b>             | <b>-</b>                    | <b>-</b>                   | <b>-</b>             | <b>-</b>                  | <b>-</b>              | <b>-</b>                             | <b>-</b>         |

SUMMARY OF APPROPRIATIONS, ALLOTMENTS, OBLIGATIONS, DISBURSEMENTS, AND BALANCES

As of June 30, 2020

Department : Department of Labor and Employment  
 Agency : Office of the Secretary  
 Operating Unit : Caraga Regional Office  
 Organization Co : 16-001-03-00016  
 Funding Source Code (as clustered) : 101101

|   |
|---|
| X |
|   |
|   |

Current Year Appropriations  
 Supplemental Appropriations  
 Continuing Appropriations

| Particulars  | UACS CODE          | Appropriations           |             |                         | Allotments                           |     |                         |               |                           | Current Year Obligations    |                            |            | Current Year Disbursements  |                            |            | Balances                  |                       |                                      |                  |
|--|--------------------|--------------------------|-------------|-------------------------|--------------------------------------|-----|-------------------------|---------------|---------------------------|-----------------------------|----------------------------|------------|-----------------------------|----------------------------|------------|---------------------------|-----------------------|--------------------------------------|------------------|
|  |                    | Authorized Appropriation | Adjustments | Adjusted Appropriations | Allotments Received                  |     |                         | Transfer From | Adjusted Total Allotments | 1st Quarter Ending March 31 | 2nd Quarter Ending June 30 | Total      | 1st Quarter Ending March 31 | 2nd Quarter Ending June 30 | Total      | Unreleased Appropriations | Unobligated Allotment | Unpaid Obligations (15-20) = (23+24) |                  |
|  |                    |                          |             |                         | Based on Comprehensive Release (FCR) | For | Additional SAROs Issued |               |                           |                             |                            |            |                             |                            |            |                           |                       | Total                                | Due & Demandable |
| OO 2: Protection of workers                        | 3 201000 0000 0000 |                          |             |                         |                                      |     |                         |               |                           |                             |                            |            |                             |                            |            |                           |                       |                                      |                  |
| Promotion of Good Labor-M                          | 3 201001 0000 1000 |                          |             |                         |                                      |     |                         |               |                           |                             |                            |            |                             |                            |            |                           |                       |                                      |                  |
| RLIP   |                    | -                        | -           | -                       | -                                    | -   | -                       | -             | -                         | -                           | -                          | -          | -                           | -                          | -          | -                         | -                     | -                                    |                  |
| Subtotal, GLMR                                     |                    | -                        | -           | -                       | -                                    | -   | -                       | -             | -                         | -                           | -                          | -          | -                           | -                          | -          | -                         | -                     | -                                    |                  |
| Promotion of Rights at Work                        | 3 201001 0000 2000 |                          |             |                         |                                      |     |                         |               |                           |                             |                            |            |                             |                            |            |                           |                       |                                      |                  |
| RLIP   |                    | -                        | -           | -                       | -                                    | -   | -                       | -             | -                         | -                           | -                          | -          | -                           | -                          | -          | -                         | -                     | -                                    |                  |
| Subtotal, RWLS                                     |                    | -                        | -           | -                       | -                                    | -   | -                       | -             | -                         | -                           | -                          | -          | -                           | -                          | -          | -                         | -                     | -                                    |                  |
| Labor Laws Compliance                              | 3 201001 0000 5000 |                          |             |                         |                                      |     |                         |               |                           |                             |                            |            |                             |                            |            |                           |                       |                                      |                  |
| Labor Laws Compliance System (LLCS)                |                    |                          |             |                         |                                      |     |                         |               |                           |                             |                            |            |                             |                            |            |                           |                       |                                      |                  |
| RLIP   |                    | 329,000.00               | -           | 329,000.00              | 329,000.00                           | -   | 329,000.00              | -             | 329,000.00                | 80,410.32                   | 80,561.88                  | 160,972.20 | 73,470.50                   | 80,561.88                  | 154,032.38 | -                         | 168,027.80            | 6,939.82                             |                  |
| Subtotal, LLCS                                     |                    | 329,000.00               | -           | 329,000.00              | 329,000.00                           | -   | 329,000.00              | -             | 329,000.00                | 80,410.32                   | 80,561.88                  | 160,972.20 | 73,470.50                   | 80,561.88                  | 154,032.38 | -                         | 168,027.80            | 6,939.82                             |                  |
| Total, Organizational Outcome 2                    |                    |                          |             |                         |                                      |     |                         |               |                           |                             |                            |            |                             |                            |            |                           |                       |                                      |                  |
| RLIP   |                    | 329,000.00               | -           | 329,000.00              | 329,000.00                           | -   | 329,000.00              | -             | 329,000.00                | 80,410.32                   | 80,561.88                  | 160,972.20 | 73,470.50                   | 80,561.88                  | 154,032.38 | -                         | 168,027.80            | 6,939.82                             |                  |
| Total, OO2   |                    | 329,000.00               | -           | 329,000.00              | 329,000.00                           | -   | 329,000.00              | -             | 329,000.00                | 80,410.32                   | 80,561.88                  | 160,972.20 | 73,470.50                   | 80,561.88                  | 154,032.38 | -                         | 168,027.80            | 6,939.82                             |                  |
| OO 3: Social protection for                        | 3 300000 0000 0000 |                          |             |                         |                                      |     |                         |               |                           |                             |                            |            |                             |                            |            |                           |                       |                                      |                  |
| Promotion of Rights and We                         | 3 301001 0000 1000 |                          |             |                         |                                      |     |                         |               |                           |                             |                            |            |                             |                            |            |                           |                       |                                      |                  |
| RLIP   |                    | -                        | -           | -                       | -                                    | -   | -                       | -             | -                         | -                           | -                          | -          | -                           | -                          | -          | -                         | -                     | -                                    |                  |
| Subtotal, BWSC                                     |                    | -                        | -           | -                       | -                                    | -   | -                       | -             | -                         | -                           | -                          | -          | -                           | -                          | -          | -                         | -                     | -                                    |                  |
| Promotion of International L                       | 3 301001 0000 2000 |                          |             |                         |                                      |     |                         |               |                           |                             |                            |            |                             |                            |            |                           |                       |                                      |                  |
| RLIP   |                    | -                        | -           | -                       | -                                    | -   | -                       | -             | -                         | -                           | -                          | -          | -                           | -                          | -          | -                         | -                     | -                                    |                  |
| Subtotal, ILAB                                     |                    | -                        | -           | -                       | -                                    | -   | -                       | -             | -                         | -                           | -                          | -          | -                           | -                          | -          | -                         | -                     | -                                    |                  |
| Welfare Services                                   | 3 301001 0000 4000 |                          |             |                         |                                      |     |                         |               |                           |                             |                            |            |                             |                            |            |                           |                       |                                      |                  |
| Family Welfare Program and Kasambahay Program      |                    |                          |             |                         |                                      |     |                         |               |                           |                             |                            |            |                             |                            |            |                           |                       |                                      |                  |
| RLIP   |                    | 458,000.00               | -           | 458,000.00              | 458,000.00                           | -   | 458,000.00              | -             | 458,000.00                | 86,356.74                   | 83,575.92                  | 169,932.66 | 80,450.12                   | 83,575.92                  | 164,026.04 | -                         | 288,067.34            | 5,906.62                             |                  |
| On-site Welfare Services for OFWs                  |                    |                          |             |                         |                                      |     |                         |               |                           |                             |                            |            |                             |                            |            |                           |                       |                                      |                  |
| RLIP   |                    | -                        | -           | -                       | -                                    | -   | -                       | -             | -                         | -                           | -                          | -          | -                           | -                          | -          | -                         | -                     | -                                    |                  |
| Subtotal, Welfare Services                         |                    | 458,000.00               | -           | 458,000.00              | 458,000.00                           | -   | 458,000.00              | -             | 458,000.00                | 86,356.74                   | 83,575.92                  | 169,932.66 | 80,450.12                   | 83,575.92                  | 164,026.04 | -                         | 288,067.34            | 5,906.62                             |                  |
| Reintegration Services for OFW Returnees           |                    |                          |             |                         |                                      |     |                         |               |                           |                             |                            |            |                             |                            |            |                           |                       |                                      |                  |
| Promotion of Reintegrat                            | 3 301001 0000 5000 |                          |             |                         |                                      |     |                         |               |                           |                             |                            |            |                             |                            |            |                           |                       |                                      |                  |
| RLIP   |                    | -                        | -           | -                       | -                                    | -   | -                       | -             | -                         | -                           | -                          | -          | -                           | -                          | -          | -                         | -                     | -                                    |                  |
| Subtotal, Reintegration Services for OFW Returnees |                    | -                        | -           | -                       | -                                    | -   | -                       | -             | -                         | -                           | -                          | -          | -                           | -                          | -          | -                         | -                     | -                                    |                  |
| Total, Organizational Outcome 3                    |                    |                          |             |                         |                                      |     |                         |               |                           |                             |                            |            |                             |                            |            |                           |                       |                                      |                  |
| RLIP   |                    | 458,000.00               | -           | 458,000.00              | 458,000.00                           | -   | 458,000.00              | -             | 458,000.00                | 86,356.74                   | 83,575.92                  | 169,932.66 | 80,450.12                   | 83,575.92                  | 164,026.04 | -                         | 288,067.34            | 5,906.62                             |                  |
| Total, OO3   |                    | 458,000.00               | -           | 458,000.00              | 458,000.00                           | -   | 458,000.00              | -             | 458,000.00                | 86,356.74                   | 83,575.92                  | 169,932.66 | 80,450.12                   | 83,575.92                  | 164,026.04 | -                         | 288,067.34            | 5,906.62                             |                  |

SUMMARY OF APPROPRIATIONS, ALLOTMENTS, OBLIGATIONS, DISBURSEMENTS, AND BALANCES

As of June 30, 2020

Department : Department of Labor and Employment  
 Agency : Office of the Secretary  
 Operating Unit : Caraga Regional Office  
 Organization Co : 16-001-03-00016  
 Funding Source Code (as clustered) : 101101

|   |
|---|
| X |
|   |
|   |

Current Year Appropriations  
 Supplemental Appropriations  
 Continuing Appropriations

| Particulars                            | UACS CODE      | Appropriations           |                      |                         | Allotments                           |                   |                      |                      |                           | Current Year Obligations    |                            |                      | Current Year Disbursements  |                            |                      | Balances                  |                       |                                      |                          |
|--|----------------|--------------------------|----------------------|-------------------------|--------------------------------------|-------------------|----------------------|----------------------|---------------------------|-----------------------------|----------------------------|----------------------|-----------------------------|----------------------------|----------------------|---------------------------|-----------------------|--------------------------------------|--------------------------|
|  |                | Authorized Appropriation | Adjustments          | Adjusted Appropriations | Allotments Received                  |                   |                      | Transfer From        | Adjusted Total Allotments | 1st Quarter Ending March 31 | 2nd Quarter Ending June 30 | Total                | 1st Quarter Ending March 31 | 2nd Quarter Ending June 30 | Total                | Unreleased Appropriations | Unobligated Allotment | Unpaid Obligations (15-20) = (23+24) |                          |
|  |                |                          |                      |                         | Based on Comprehensive Release (FCR) | For SAROs Issued  | Total                |                      |                           |                             |                            |                      |                             |                            |                      |                           |                       | Due & Demandable                     | Not Yet Due & Demandable |
| <b>Total, Operations</b>               |                |                          |                      |                         |                                      |                   |                      |                      |                           |                             |                            |                      |                             |                            |                      |                           |                       |                                      |                          |
| RLIP                                   |                | 787,000.00               | -                    | 787,000.00              | 787,000.00                           | -                 | 787,000.00           | -                    | 787,000.00                | 166,767.06                  | 164,137.80                 | 330,904.86           | 153,920.62                  | 164,137.80                 | 318,058.42           | -                         | 456,095.14            | 12,846.44                            | -                        |
| <b>Total, Operations</b>               |                | <b>787,000.00</b>        | <b>-</b>             | <b>787,000.00</b>       | <b>787,000.00</b>                    | <b>-</b>          | <b>787,000.00</b>    | <b>-</b>             | <b>787,000.00</b>         | <b>166,767.06</b>           | <b>164,137.80</b>          | <b>330,904.86</b>    | <b>153,920.62</b>           | <b>164,137.80</b>          | <b>318,058.42</b>    | <b>-</b>                  | <b>456,095.14</b>     | <b>12,846.44</b>                     | <b>-</b>                 |
| <b>Total, Automatic Appropriations</b> |                |                          |                      |                         |                                      |                   |                      |                      |                           |                             |                            |                      |                             |                            |                      |                           |                       |                                      |                          |
| RLIP                                   |                | 2,639,000.00             | -                    | 2,639,000.00            | 2,639,000.00                         | -                 | 2,639,000.00         | -                    | 2,639,000.00              | 718,615.84                  | 780,156.19                 | 1,498,772.03         | 655,537.47                  | 830,388.12                 | 1,485,925.59         | -                         | 1,140,227.97          | 12,846.44                            | -                        |
| <b>Total, Automatic Appropriations</b> |                | <b>2,639,000.00</b>      | <b>-</b>             | <b>2,639,000.00</b>     | <b>2,639,000.00</b>                  | <b>-</b>          | <b>2,639,000.00</b>  | <b>-</b>             | <b>2,639,000.00</b>       | <b>718,615.84</b>           | <b>780,156.19</b>          | <b>1,498,772.03</b>  | <b>655,537.47</b>           | <b>830,388.12</b>          | <b>1,485,925.59</b>  | <b>-</b>                  | <b>1,140,227.97</b>   | <b>12,846.44</b>                     | <b>-</b>                 |
| <b>C. SPECIAL PURPOSE FUNDS</b>        |                |                          |                      |                         |                                      |                   |                      |                      |                           |                             |                            |                      |                             |                            |                      |                           |                       |                                      |                          |
| <b>Personnel Services</b>              |                |                          |                      |                         |                                      |                   |                      |                      |                           |                             |                            |                      |                             |                            |                      |                           |                       |                                      |                          |
| Miscellaneous Personnel Benefit Fund   |                | -                        | 767,602.00           | 767,602.00              | -                                    | -                 | -                    | 767,602.00           | 767,602.00                | -                           | 767,602.00                 | 767,602.00           | -                           | 767,602.00                 | 767,602.00           | -                         | -                     | -                                    | -                        |
| PS Deficiency (Regular)                | 5 01 01 010 01 | -                        | -                    | -                       | -                                    | -                 | -                    | -                    | -                         | -                           | -                          | -                    | -                           | -                          | -                    | -                         | -                     | -                                    | -                        |
| Mid-Year Bonus                         | 5 01 02 990 36 | -                        | -                    | -                       | -                                    | -                 | -                    | -                    | -                         | -                           | -                          | -                    | -                           | -                          | -                    | -                         | -                     | -                                    | -                        |
| Performance Based Bonu                 | 5 01 02 990 14 | -                        | 767,602.00           | 767,602.00              | -                                    | -                 | -                    | 767,602.00           | 767,602.00                | -                           | 767,602.00                 | 767,602.00           | -                           | 767,602.00                 | 767,602.00           | -                         | -                     | -                                    | -                        |
| <b>Pension and Gratuity Fund</b>       |                |                          |                      |                         |                                      |                   |                      |                      |                           |                             |                            |                      |                             |                            |                      |                           |                       |                                      |                          |
| Monetization of Leave Crd              | 5 01 04 990 99 | -                        | 638,559.00           | 638,559.00              | -                                    | 638,559.00        | 638,559.00           | -                    | 638,559.00                | 638,558.73                  | -                          | 638,558.73           | 638,558.73                  | -                          | 638,558.73           | -                         | 0.27                  | -                                    | -                        |
| Terminal Leave Benefits                | 5 01 04 030 01 | -                        | 638,559.00           | 638,559.00              | -                                    | 638,559.00        | 638,559.00           | -                    | 638,559.00                | 638,558.73                  | -                          | 638,558.73           | 638,558.73                  | -                          | 638,558.73           | -                         | 0.27                  | -                                    | -                        |
| <b>Subtotal, Personnel Services</b>    |                | <b>-</b>                 | <b>1,406,161.00</b>  | <b>1,406,161.00</b>     | <b>-</b>                             | <b>638,559.00</b> | <b>638,559.00</b>    | <b>767,602.00</b>    | <b>1,406,161.00</b>       | <b>638,558.73</b>           | <b>767,602.00</b>          | <b>1,406,160.73</b>  | <b>638,558.73</b>           | <b>767,602.00</b>          | <b>1,406,160.73</b>  | <b>-</b>                  | <b>0.27</b>           | <b>-</b>                             | <b>-</b>                 |
| <b>1 MOOE</b>                          |                | <b>-</b>                 | <b>-</b>             | <b>-</b>                | <b>-</b>                             | <b>-</b>          | <b>-</b>             | <b>-</b>             | <b>-</b>                  | <b>-</b>                    | <b>-</b>                   | <b>-</b>             | <b>-</b>                    | <b>-</b>                   | <b>-</b>             | <b>-</b>                  | <b>-</b>              | <b>-</b>                             | <b>-</b>                 |
| <b>2 MOOE</b>                          |                | <b>-</b>                 | <b>-</b>             | <b>-</b>                | <b>-</b>                             | <b>-</b>          | <b>-</b>             | <b>-</b>             | <b>-</b>                  | <b>-</b>                    | <b>-</b>                   | <b>-</b>             | <b>-</b>                    | <b>-</b>                   | <b>-</b>             | <b>-</b>                  | <b>-</b>              | <b>-</b>                             | <b>-</b>                 |
| <b>Subtotal, MOOE</b>                  |                | <b>-</b>                 | <b>-</b>             | <b>-</b>                | <b>-</b>                             | <b>-</b>          | <b>-</b>             | <b>-</b>             | <b>-</b>                  | <b>-</b>                    | <b>-</b>                   | <b>-</b>             | <b>-</b>                    | <b>-</b>                   | <b>-</b>             | <b>-</b>                  | <b>-</b>              | <b>-</b>                             | <b>-</b>                 |
| <b>Capital Outlay</b>                  |                | <b>-</b>                 | <b>-</b>             | <b>-</b>                | <b>-</b>                             | <b>-</b>          | <b>-</b>             | <b>-</b>             | <b>-</b>                  | <b>-</b>                    | <b>-</b>                   | <b>-</b>             | <b>-</b>                    | <b>-</b>                   | <b>-</b>             | <b>-</b>                  | <b>-</b>              | <b>-</b>                             | <b>-</b>                 |
| <b>Automatic Appropriations</b>        |                |                          |                      |                         |                                      |                   |                      |                      |                           |                             |                            |                      |                             |                            |                      |                           |                       |                                      |                          |
| PS Deficiency (PS)                     | 5 01 03 010 00 | -                        | -                    | -                       | -                                    | -                 | -                    | -                    | -                         | -                           | -                          | -                    | -                           | -                          | -                    | -                         | -                     | -                                    | -                        |
| <b>Total, Special Purpose Funds</b>    |                | <b>-</b>                 | <b>1,406,161.00</b>  | <b>1,406,161.00</b>     | <b>-</b>                             | <b>638,559.00</b> | <b>638,559.00</b>    | <b>767,602.00</b>    | <b>1,406,161.00</b>       | <b>638,558.73</b>           | <b>767,602.00</b>          | <b>1,406,160.73</b>  | <b>638,558.73</b>           | <b>767,602.00</b>          | <b>1,406,160.73</b>  | <b>-</b>                  | <b>0.27</b>           | <b>-</b>                             | <b>-</b>                 |
| <b>Grandtotal</b>                      |                |                          |                      |                         |                                      |                   |                      |                      |                           |                             |                            |                      |                             |                            |                      |                           |                       |                                      |                          |
| PS                                     |                | 28,700,000.00            | 1,406,161.00         | 30,106,161.00           | 28,700,000.00                        | 638,559.00        | 29,338,559.00        | 767,602.00           | 30,106,161.00             | 7,192,647.54                | 10,078,839.48              | 17,271,487.02        | 7,011,693.78                | 10,250,158.42              | 17,261,852.20        | -                         | 12,834,673.98         | 9,634.82                             | -                        |
| MOOE                                   |                | 64,564,000.00            | 18,432,596.29        | 82,996,596.29           | 64,564,000.00                        | -                 | 64,564,000.00        | 18,432,596.29        | 82,996,596.29             | 4,098,640.24                | 34,635,113.60              | 38,733,753.84        | 3,951,540.53                | 15,759,683.20              | 19,711,223.73        | -                         | 44,262,842.45         | 19,022,530.11                        | -                        |
| FE                                     |                | -                        | -                    | -                       | -                                    | -                 | -                    | -                    | -                         | -                           | -                          | -                    | -                           | -                          | -                    | -                         | -                     | -                                    | -                        |
| CO                                     |                | -                        | 3,406,500.00         | 3,406,500.00            | -                                    | -                 | -                    | 3,406,500.00         | 3,406,500.00              | -                           | -                          | -                    | -                           | -                          | -                    | -                         | -                     | 3,406,500.00                         | -                        |
| <b>Sub-total</b>                       |                | <b>93,264,000.00</b>     | <b>23,245,257.29</b> | <b>116,509,257.29</b>   | <b>93,264,000.00</b>                 | <b>638,559.00</b> | <b>93,902,559.00</b> | <b>22,606,698.29</b> | <b>116,509,257.29</b>     | <b>11,291,287.78</b>        | <b>44,713,953.08</b>       | <b>56,005,240.86</b> | <b>10,963,234.31</b>        | <b>26,009,841.62</b>       | <b>36,973,075.93</b> | <b>-</b>                  | <b>60,504,016.43</b>  | <b>19,032,164.93</b>                 | <b>-</b>                 |
| RLIP                                   |                | 2,639,000.00             | -                    | 2,639,000.00            | 2,639,000.00                         | -                 | 2,639,000.00         | -                    | 2,639,000.00              | 718,615.84                  | 780,156.19                 | 1,498,772.03         | 655,537.47                  | 830,388.12                 | 1,485,925.59         | -                         | 1,140,227.97          | 12,846.44                            | -                        |
| <b>TOTAL, FAR1</b>                     |                | <b>95,903,000.00</b>     | <b>23,245,257.29</b> | <b>119,148,257.29</b>   | <b>95,903,000.00</b>                 | <b>638,559.00</b> | <b>96,541,559.00</b> | <b>22,606,698.29</b> | <b>119,148,257.29</b>     | <b>12,009,903.62</b>        | <b>45,494,109.27</b>       | <b>57,504,012.89</b> | <b>11,618,771.78</b>        | <b>26,840,229.74</b>       | <b>38,459,001.52</b> | <b>-</b>                  | <b>61,644,244.40</b>  | <b>19,045,011.37</b>                 | <b>-</b>                 |


**SUMMARY OF APPROPRIATIONS, ALLOTMENTS, OBLIGATIONS, DISBURSEMENTS, AND BALANCES**  
As of June 30, 2020

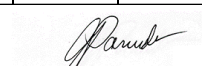
Department : Department of Labor and Employment  
 Agency : Office of the Secretary  
 Operating Unit : Caraga Regional Office  
 Organization Co : 16-001-03-00016  
 Funding Source Code (as clustered) : 101101


|   |
|---|
| X |
|   |
|   |

Current Year Appropriations  
 Supplemental Appropriations  
 Continuing Appropriations

| Particulars | UACS CODE | Appropriations              |             |                            | Allotments                                 |                                   |       |               |                              | Current Year Obligations       |                               |       | Current Year Disbursements     |                               |       | Balances                     |                          |   |                             |
|-------------|-----------|-----------------------------|-------------|----------------------------|--|-----------------------------------|-------|---------------|------------------------------|--------------------------------|-------------------------------|-------|--------------------------------|-------------------------------|-------|------------------------------|--------------------------|---|-----------------------------|
|             |           | Authorized<br>Appropriation | Adjustments | Adjusted<br>Appropriations | Allotments Received                        |                                   |       | Transfer From | Adjusted Total<br>Allotments | 1st Quarter Ending<br>March 31 | 2nd Quarter<br>Ending June 30 | Total | 1st Quarter<br>Ending March 31 | 2nd Quarter Ending<br>June 30 | Total | Unreleased<br>Appropriations | Unobligated<br>Allotment | Unpaid Obligations<br>(15-20) = (23+24) |                             |
|             |           |                             |             |                            | Based on<br>Comprehensive<br>Release (FCR) | For<br>Additional<br>SAROs issued | Total |               |                              |                                |                               |       |                                |                               |       |                              |                          | Due &<br>Demandable                     | Not Yet Due &<br>Demandable |
|             |           |                             |             |                            |  |                                   |       |               |                              |                                |                               |       |                                |                               |       |                              |                          |   |                             |

  
**ESTRELLO B. ESPINA**  
 Sr. LEO/Budget Officer-Designate

  
**GIOVANNI S. PAREDES**  
 Accountant III

  
**CHONA M. MANTILLA**  
 Regional Director